Appendix A

Manufacturer Specifications and Noise Data

336
Hydraulic Excavator

Technical Specifications

Engine

Engine Model	Cat® C9.3B
Net Power – ISO 9249	232 kW
Net Power – SAE J1349	232 kW
Gross Power – ISO 14396/SAE J1995	234 kW
Bore	115 mm
Stroke	149 mm
Displacement	9.3 L

- Meets EU Stage V emission standards.
- Recommended for use up to 3300 m altitude with engine power derate above 2300 m.
- Net power advertised is the power available at the flywheel when the engine is equipped with fan, air cleaner, muffler, and alternator.
- Rating at 1,800 rpm.

Engine rpm

Operation	1,550 rpm
Travel	1,800 rpm

Swing Mechanism

Swing Speed	8.75 rpm
Maximum Swing Torque	144 kN·m

Weights

Operating Weight	36 600 kg

- Long undercarriage, Reach boom, R3.2DB stick, GD 2.27 m³ bucket, 600 mm triple grouser shoes, 7.56 mt counterweight.

Track

Standard Track Shoes Width	600 mm
Optional Track Shoes Width	700 mm
Optional Track Shoes Width	850 mm
Number of Shoes (each side)	49
Number of Track Rollers (each side)	8
Number of Carrier Rollers (each side)	2

Drive

Maximum Gradeability	35°/70%
Maximum Travel Speed	4.7 km/h
Maximum Drawbar Pull	295 kN

Hydraulic System

Main System – Maximum Flow – Implement	558 L/min (279 × 2 pumps)
Maximum Pressure – Equipment – Implement	35 000 kPa
Maximum Pressure – Equipment – Lift Mode	38 000 kPa
Maximum Pressure – Travel	35 000 kPa
Maximum Pressure – Swing	29 400 kPa
Boom Cylinder – Bore	150 mm
Boom Cylinder – Stroke	1440 mm
Stick Cylinder – Bore	170 mm
Stick Cylinder – Stroke	1738 mm
DB Bucket Cylinder – Bore	150 mm
DB Bucket Cylinder – Stroke	1151 mm
TB Bucket Cylinder – Bore	160 mm
TB Bucket Cylinder – Stroke	1356 mm

Service Refill Capacities

Fuel Tank Capacity	600 L
Cooling System	40 L
Engine Oil (with filter)	32 L
Swing Drive (each)	18 L
Final Drive (each)	8 L
Hydraulic System (including tank)	373 L
Hydraulic Tank	153 L
DEF Tank	80 L

Standards

Brakes	ISO 10265:2008
Cab/FOGS	ISO 10262:1998
Cab/ROPS	ISO 12117-2:2008

Sound Performance

ISO 6395 (external)	105 dB(A)
ISO 6396 (inside cab)	70 dB(A)

- Hearing protection may be needed when operating with an open operator station and cab (when not properly maintained or doors/windows open) for extended periods or in a noisy environment.

Operating Weights and Ground Pressures

	600 mm Triple Grouser Shoes		600 mm Double Grouser Shoes		600 mm Triple Grouser HD Shoes		700 mm Triple Grouser Shoes		850 mm Triple Grouser Shoes	
	Weight	Ground Pressure	Weight	Ground Pressure	Weight	Ground Pressure	Weight	Ground Pressure	Weight	Ground Pressure
	kg	kPa	kg	kPa	kg	kPa	kg	kPa	kg	kPa
Base Frame with HD Track Rollers and Carrier Rollers										
7.56 mt Counterweight + Long Undercarriage										
Reach Boom + R3.9 Stick + 2.27 m³ GD Bucket	36 800	68.5	37 600	70.0	37 500	69.8	37 200	59.3	38 000	50.0
Reach Boom + R3.2 Stick + 2.27 m³ GD Bucket	36 600	68.3	37 400	69.7	37 300	69.5	37 000	59.1	37 900	49.8
Reach Boom + R2.8 Stick + 2.27 m³ GD Bucket	36 600	68.1	37 300	69.5	37 200	69.3	36 900	58.9	37 800	49.7
Mass Boom + M2.55 Stick + 2.41 m³ SD Bucket	38 200	71.1	39 000	72.6	38 900	72.4	38 600	61.6	39 400	51.8
HD Reach Boom + HD R3.2 Stick + 2.27 m³ GD Bucket	37 000	69.0	37 800	70.4	37 700	70.2	37 400	59.7	38 200	50.3
Base Frame with HD Track Rollers and Carrier Rollers										
7.56 mt Counterweight + Long Narrow Undercarriage										
Reach Boom + R3.9 Stick + 2.27 m³ GD Bucket	36 700	68.3	37 400	69.7	37 300	69.5	37 000	59.1	37 900	49.8
Reach Boom + R3.2 Stick + 2.27 m³ GD Bucket	36 500	68.0	37 300	69.4	37 200	69.2	36 900	58.9	37 700	49.6
Reach Boom + R2.8 Stick + 2.27 m³ GD Bucket	36 400	67.9	37 200	69.3	37 100	69.1	36 800	58.7	37 600	49.5
Mass Boom + M2.55 Stick + 2.41 m³ SD Bucket	38 100	70.9	38 800	72.3	38 700	72.1	38 400	61.3	39 300	51.6
HD Reach Boom + HD R3.2 Stick + 2.27 m³ GD Bucket	36 900	68.7	37 700	70.2	37 600	70.0	37 300	59.5	38 100	50.1

All operating weights include a 90% fuel tank with 75 kg operator.

Major Component Weights

	kg
Base machine with 7.56 mt counterweight, HD swing frame, base frame with HD track rollers and carrier rollers for long undercarriage	25 390
Base machine with 7.56 mt counterweight, HD swing frame, base frame with HD track rollers and carrier rollers for long narrow undercarriage	25 260
Track Shoes:	
600 mm Width, 11 mm Thick, Triple Grouser Track Shoes for Long and Long Narrow Undercarriage	4090
600 mm Width, 15.5 mm Thick, Double Grouser Track Shoes for Long and Long Narrow Undercarriage	4850
600 mm Width, 15.5 mm Thick, HD Triple Grouser Track Shoes for Long and Long Narrow Undercarriage	4750
700 mm Width, 11 mm Thick, Triple Grouser Track Shoes for Long and Long Narrow Undercarriage	4450
850 mm Width, 13 mm Thick, Triple Grouser Track Shoes for Long Undercarriage	5300
Two Boom Cylinders	670
Weight of 90% Fuel Tank and 75 kg Operator	550
Counterweight:	
7.56 mt Counterweight	7560
Swing Frame:	
HD Swing Frame	3260
Long and Long Narrow Undercarriage:	
Base Frame with HD Track Rollers and Carrier Rollers for Long Undercarriage	8400
Base Frame with HD Track Rollers and Carrier Rollers for Long Narrow Undercarriage	8270
Booms (including lines, pins, stick cylinder):	
Reach Boom 6.5 m	3220
Mass Boom 6.18 m	3480
HD Reach Boom 7.25 m	3480
Sticks (including lines, pins, bucket cylinder, bucket linkage):	
Reach Stick R2.8DB	1710
Reach Stick R3.2DB	1800
Reach Stick R3.9DB	1950
Mass Stick M2.55TB	2130
HD Reach Stick R3.2DB	1930
Buckets (without linkage):	
2.27 m^3 GD	1590
2.41 m^3 SD	2550
Quick Couplers:	
CW Dedicated QC	480
Pin Grabber QC	700

Dimensions

All dimensions are approximate and may vary depending on bucket selection.

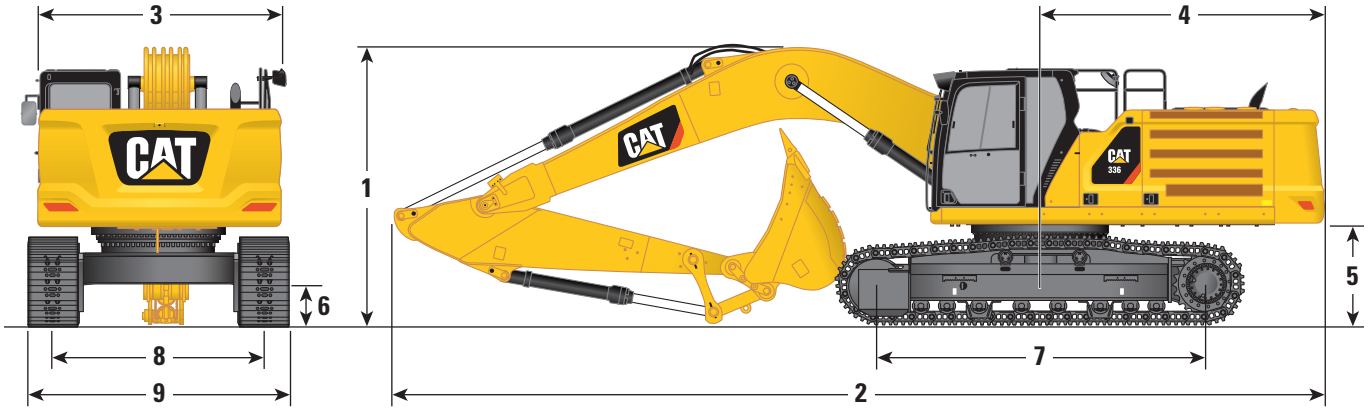

Boom Options	Reach Boom 6.5 m			Mass Boom 6.18 m
Stick Options	**Reach Stick**			**Mass Stick**
	R3.9DB	**R3.2DB**	**R2.8DB**	**M2.55TB**
1 Machine Height:				
Cab Height	3170 mm	3170 mm	3170 mm	3170 mm
FOGS Height	3310 mm	3310 mm	3310 mm	3310 mm
Handrails Height	3160 mm	3160 mm	3160 mm	3160 mm
With Boom/Stick/Bucket Installed	3670 mm	3470 mm	3650 mm	3610 mm
With Boom/Stick Installed	3560 mm	3330 mm	3450 mm	3400 mm
With Boom Installed	2880 mm	2880 mm	2880 mm	2830 mm
With Boom/Stick/Bucket Installed (with auxiliary lines)	3720 mm	3520 mm	3670 mm	3620 mm
With Boom/Stick Installed (with auxiliary lines)	3620 mm	3400 mm	3500 mm	3420 mm
With Boom Installed (with auxiliary lines)	2970 mm	2970 mm	2970 mm	2900 mm
2 Machine Length:				
With Boom/Stick/Bucket Installed	11 200 mm	11 170 mm	11 220 mm	10 890 mm
With Boom/Stick Installed	11 180 mm	11 140 mm	11 190 mm	10 850 mm
With Boom Installed	9960 mm	9960 mm	9960 mm	9640 mm
With Boom/Stick/Bucket Installed (with auxiliary lines)	11 200 mm	11 170 mm	11 220 mm	10 890 mm
With Boom/Stick Installed (with auxiliary lines)	11 180 mm	11 140 mm	11 190 mm	10 850 mm
With Boom Installed (with auxiliary lines)	10 010 mm	10 010 mm	10 010 mm	9640 mm
3 Upperframe Width without Walkways	3030 mm	3030 mm	3030 mm	3030 mm
4 Tail Swing Radius	3530 mm	3530 mm	3530 mm	3530 mm
5 Counterweight Clearance	1250 mm	1250 mm	1250 mm	1250 mm
6 Ground Clearance	510 mm	510 mm	510 mm	510 mm
7 Track Length – Length to Center of Rollers	4040 mm	4040 mm	4040 mm	4040 mm
8 Track Gauge:				
Extended (long undercarriage)	2590 mm	2590 mm	2590 mm	2590 mm
Extended (long narrow undercarriage)	2390 mm	2390 mm	2390 mm	2390 mm
9 Track Width/Undercarriage Width (with steps/without steps):				
600 mm Shoes (long undercarriage)	3190 mm	3190 mm	3190 mm	3190 mm
700 mm Shoes (long undercarriage)	3290 mm	3290 mm	3290 mm	3290 mm
850 mm Shoes (long undercarriage)	3440 mm	3440 mm	3440 mm	3440 mm
600 mm Shoes (long narrow undercarriage)	2990 mm	2990 mm	2990 mm	2990 mm
700 mm Shoes (long narrow undercarriage)	3090 mm	3090 mm	3090 mm	3090 mm
Bucket Type	GDC	GDC	GDC	SDV
Bucket Capacity	2.27 m^3	2.27 m^3	2.27 m^3	2.41 m^3
Bucket Tip Radius	1760 mm	1760 mm	1760 mm	1910 mm

Working Ranges and Forces

All dimensions are approximate and may vary depending on bucket selection.

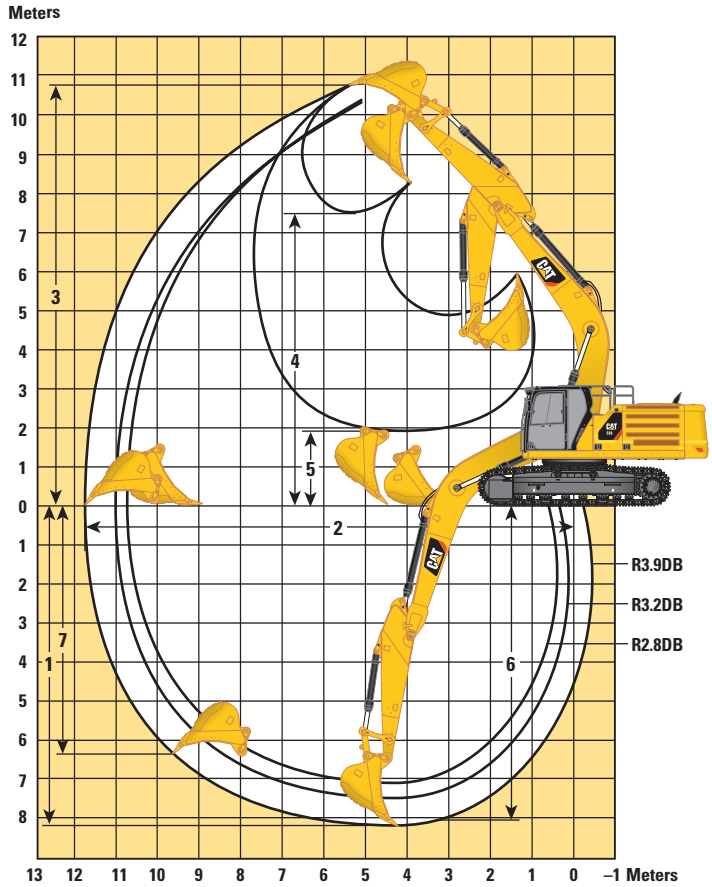

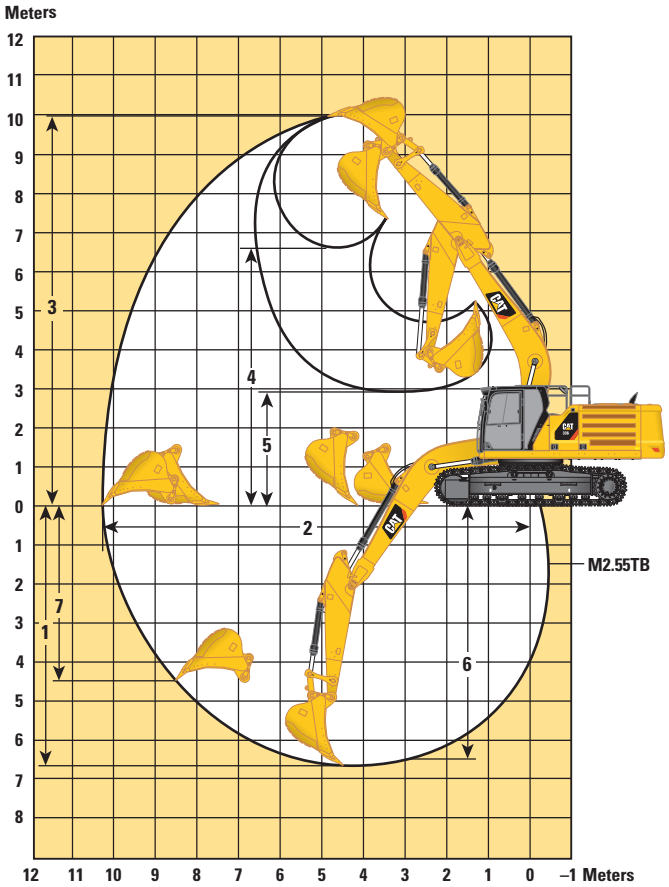

Boom Options	Reach Boom 6.5 m			Mass Boom 6.18 m
Stick Options	Reach Stick			Mass Stick
	R3.9DB	R3.2DB	R2.8DB	M2.55TB
1 Maximum Digging Depth	8200 mm	7500 mm	7100 mm	6670 mm
2 Maximum Reach at Ground Line	11 730 mm	11 030 mm	10 730 mm	10 280 mm
3 Maximum Cutting Height	10 740 mm	10 320 mm	10 380 mm	9970 mm
4 Maximum Loading Height	7490 mm	7100 mm	7100 mm	6600 mm
5 Minimum Loading Height	1900 mm	2600 mm	3000 mm	2910 mm
6 Maximum Depth Cut for 2240 mm Level Bottom	8060 mm	7340 mm	6930 mm	6490 mm
7 Maximum Vertical Wall Digging Depth	6360 mm	5560 mm	5520 mm	4480 mm
Bucket Digging Force (SAE)	186 kN	186 kN	186 kN	229 kN
Bucket Digging Force (ISO)	210 kN	210 kN	210 kN	265 kN
Stick Digging Force (SAE)	141 kN	161 kN	179 kN	183 kN
Stick Digging Force (ISO)	144 kN	166 kN	185 kN	191 kN
Bucket Type	GDC	GDC	GDC	SDV
Bucket Capacity	2.27 m^3	2.27 m^3	2.27 m^3	2.41 m^3
Bucket Tip Radius	1760 mm	1760 mm	1760 mm	1910 mm

Reach Boom Lift Capacities – Counterweight: 7.56 mt – without Bucket, Heavy Lift: Off

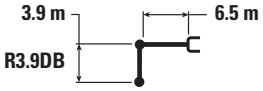

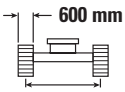

		1500 mm		3000 mm		4500 mm		6000 mm		7500 mm		9000 mm				
																mm
9000 mm	kg													*5650	*5650	7350
7500 mm	kg									*6900	*6900			*5250	*5250	8540
6000 mm	kg									*7200	*7200	*6800	5950	*5100	*5100	9340
4500 mm	kg							*8800	*8800	*7850	*7850	*7300	5850	*5100	5050	9840
3000 mm	kg					*13 800	*13 800	*10 400	*10 400	*8750	7500	*7750	5700	*5250	4750	10 100
1500 mm	kg					*16 600	14 850	*11 950	9850	*9600	7200	*8250	5500	*5550	4600	10 130
0 mm	kg			*7700	*7700	*18 100	14 200	*13 050	9450	*10 250	6950	8400	5350	*6050	4650	9930
–1500 mm	kg	*8100	*8100	*12 150	*12 150	*18 300	13 950	*13 450	9200	*10 550	6800	8300	5300	*6900	4950	9490
–3000 mm	kg	*12 850	*12 850	*17 700	*17 700	*17 500	13 950	*13 100	9150	*10 250	6750			*8250	5500	8770
–4500 mm	kg	*18 450	*18 450	*21 600	*21 600	*15 550	14 200	*11 800	9300	*8800	6900			*8400	6700	7690
–6000 mm	kg					*11 800	*11 800	*8350	*8350					*8200	*8200	6060

Reach Boom Lift Capacities – Counterweight: 7.56 mt – without Bucket, Heavy Lift: On

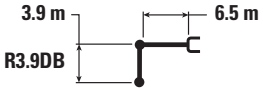

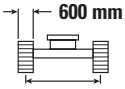

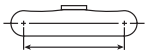

		1500 mm		3000 mm		4500 mm		6000 mm		7500 mm		9000 mm				
																mm
9000 mm	kg													*6200	*6200	7350
7500 mm	kg									*7650	*7650			*5750	*5750	8540
6000 mm	kg									*7950	*7950	*7450	5950	*5600	*5600	9340
4500 mm	kg							*9750	*9750	*8700	7850	*8150	5850	*5600	5050	9840
3000 mm	kg					*15 250	*15 250	*11 550	10 450	*9700	7500	*8650	5700	*5750	4750	10 100
1500 mm	kg					*18 400	14 850	*13 250	9850	*10 650	7200	8550	5500	*6100	4600	10 130
0 mm	kg			*8200	*8200	*20 050	14 200	*14 450	9450	10 950	6950	8400	5350	*6650	4650	9930
–1500 mm	kg	*8600	*8600	*12 850	*12 850	*20 300	13 950	*14 900	9200	10 800	6800	8300	5300	*7550	4950	9490
–3000 mm	kg	*13 600	*13 600	*18 800	*18 800	*19 400	13 950	*14 550	9150	10 750	6750			8650	5500	8770
–4500 mm	kg	*19 550	*19 550	*24 000	*24 000	*17 300	14 200	*13 100	9300	*9850	6900			*9400	6700	7690
–6000 mm	kg					*13 200	*13 200	*9350	*9350					*9150	*9150	6060

ISO 10567

*Indicates that the load is limited by hydraulic lifting capacity rather than tipping load. The above loads are in compliance with hydraulic excavator lift capacity standard ISO 10567:2007. They do not exceed 87% of hydraulic lifting capacity or 75% of tipping load. Weight of all lifting accessories must be deducted from the above lifting capacities. Lifting capacities are based on the machine standing on a firm, uniform supporting surface. The use of a work tool attachment point to handle/lift objects, could affect the machine lift performance.

Lift capacity stays with ±5% for all available track shoes.

Always refer to the appropriate Operation and Maintenance Manual for specific product information.

336 Hydraulic Excavator Specifications

Reach Boom Lift Capacities – Counterweight: 7.56 mt – without Bucket, Heavy Lift: Off

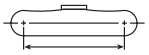

		1500 mm		3000 mm		4500 mm		6000 mm		7500 mm		9000 mm				
																mm
9000 mm	kg													*5650	*5650	7350
7500 mm	kg									*6900	*6900			*5250	*5250	8540
6000 mm	kg									*7200	*7200	*6800	6000	*5100	*5100	9340
4500 mm	kg							*8800	*8800	*7850	*7850	*7300	5900	*5100	5100	9840
3000 mm	kg					*13 800	*13 800	*10 400	*10 400	*8750	7600	*7750	5750	*5250	4750	10 100
1500 mm	kg					*16 600	14 950	*11 950	9950	*9600	7250	*8250	5550	*5550	4650	10 130
0 mm	kg			*7700	*7700	*18 100	14 300	*13 050	9500	*10 250	7000	8450	5400	*6050	4700	9930
–1500 mm	kg	*8100	*8100	*12 150	*12 150	*18 300	14 100	*13 450	9300	*10 550	6850	8350	5350	*6900	5000	9490
–3000 mm	kg	*12 850	*12 850	*17 700	*17 700	*17 500	14 100	*13 100	9250	*10 250	6800			*8250	5550	8770
–4500 mm	kg	*18 450	*18 450	*21 600	*21 600	*15 550	14 300	*11 800	9350	*8800	6950			*8400	6750	7690
–6000 mm	kg					*11 800	*11 800	*8350	*8350					*8200	*8200	6060

Reach Boom Lift Capacities – Counterweight: 7.56 mt – without Bucket, Heavy Lift: On

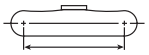

		1500 mm		3000 mm		4500 mm		6000 mm		7500 mm		9000 mm				
																mm
9000 mm	kg													*6200	*6200	7350
7500 mm	kg									*7650	*7650			*5750	*5750	8540
6000 mm	kg									*7950	*7950	*7450	6000	*5600	*5600	9340
4500 mm	kg							*9750	*9750	*8700	7900	*8150	5900	*5600	5100	9840
3000 mm	kg					*15 250	*15 250	*11 550	10 550	*9700	7600	*8650	5750	*5750	4750	10 100
1500 mm	kg					*18 400	14 950	*13 250	9950	*10 650	7250	8600	5550	*6100	4650	10 130
0 mm	kg			*8200	*8200	*20 050	14 300	*14 450	9500	11 050	7000	8450	5400	*6650	4700	9930
–1500 mm	kg	*8600	*8600	*12 850	*12 850	*20 300	14 100	*14 900	9300	10 850	6850	8350	5350	*7550	5000	9490
–3000 mm	kg	*13 600	*13 600	*18 800	*18 800	*19 400	14 100	*14 550	9250	10 850	6800			8700	5550	8770
–4500 mm	kg	*19 550	*19 550	*24 000	*24 000	*17 300	14 300	*13 100	9350	*9850	6950			*9400	6750	7690
–6000 mm	kg					*13 200	*13 200	*9350	*9350					*9150	*9150	6060

* ISO 10567

*Indicates that the load is limited by hydraulic lifting capacity rather than tipping load. The above loads are in compliance with hydraulic excavator lift capacity standard ISO 10567:2007. They do not exceed 87% of hydraulic lifting capacity or 75% of tipping load. Weight of all lifting accessories must be deducted from the above lifting capacities. Lifting capacities are based on the machine standing on a firm, uniform supporting surface. The use of a work tool attachment point to handle/lift objects, could affect the machine lift performance.

Lift capacity stays with ±5% for all available track shoes.

Always refer to the appropriate Operation and Maintenance Manual for specific product information.

Reach Boom Lift Capacities – Counterweight: 7.56 mt – without Bucket, Heavy Lift: Off

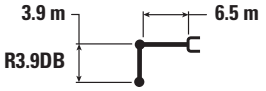

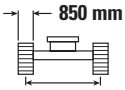

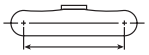

		1500 mm		3000 mm		4500 mm		6000 mm		7500 mm		9000 mm				
																mm
9000 mm	kg													*5650	*5650	7350
7500 mm	kg									*6900	*6900			*5250	*5250	8540
6000 mm	kg									*7200	*7200	*6800	6150	*5100	*5100	9340
4500 mm	kg							*8800	*8800	*7850	*7850	*7300	6050	*5100	*5100	9840
3000 mm	kg					*13 800	*13 800	*10 400	*10 400	*8750	7750	*7750	5850	*5250	4850	10 100
1500 mm	kg					*16 600	15 250	*11 950	10 150	*9600	7400	*8250	5700	*5550	4750	10 130
0 mm	kg			*7700	*7700	*18 100	14 600	*13 050	9700	*10 250	7150	*8550	5550	*6050	4800	9930
–1500 mm	kg	*8100	*8100	*12 150	*12 150	*18 300	14 350	*13 450	9500	*10 550	7000	8550	5450	*6900	5100	9490
–3000 mm	kg	*12 850	*12 850	*17 700	*17 700	*17 500	14 350	*13 100	9450	*10 250	6950			*8250	5700	8770
–4500 mm	kg	*18 450	*18 450	*21 600	*21 600	*15 550	14 600	*11 800	9550	*8800	7100			*8400	6900	7690
–6000 mm	kg					*11 800	*11 800	*8350	*8350					*8200	*8200	6060

Reach Boom Lift Capacities – Counterweight: 7.56 mt – without Bucket, Heavy Lift: On

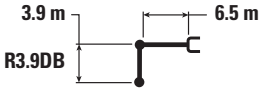

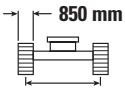

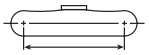

		1500 mm		3000 mm		4500 mm		6000 mm		7500 mm		9000 mm				
																mm
9000 mm	kg													*6200	*6200	7350
7500 mm	kg									*7650	*7650			*5750	*5750	8540
6000 mm	kg									*7950	*7950	*7450	6150	*5600	*5600	9340
4500 mm	kg							*9750	*9750	*8700	8050	*8150	6050	*5600	5200	9840
3000 mm	kg					*15 250	*15 250	*11 550	10 750	*9700	7750	*8650	5850	*5750	4850	10 100
1500 mm	kg					*18 400	15 250	*13 250	10 150	*10 650	7400	8800	5700	*6100	4750	10 130
0 mm	kg			*8200	*8200	*20 050	14 600	*14 450	9700	11 300	7150	8650	5550	*6650	4800	9930
–1500 mm	kg	*8600	*8600	*12 850	*12 850	*20 300	14 350	*14 900	9500	11 100	7000	8550	5450	*7550	5100	9490
–3000 mm	kg	*13 600	*13 600	*18 800	*18 800	*19 400	14 350	*14 550	9450	11 050	6950			8900	5700	8770
–4500 mm	kg	*19 550	*19 550	*24 000	*24 000	*17 300	14 600	*13 100	9550	*9850	7100			*9400	6900	7690
–6000 mm	kg					*13 200	*13 200	*9350	*9350					*9150	*9150	6060

ISO 10567

*Indicates that the load is limited by hydraulic lifting capacity rather than tipping load. The above loads are in compliance with hydraulic excavator lift capacity standard ISO 10567:2007. They do not exceed 87% of hydraulic lifting capacity or 75% of tipping load. Weight of all lifting accessories must be deducted from the above lifting capacities. Lifting capacities are based on the machine standing on a firm, uniform supporting surface. The use of a work tool attachment point to handle/lift objects, could affect the machine lift performance.

Lift capacity stays with ±5% for all available track shoes.

Always refer to the appropriate Operation and Maintenance Manual for specific product information.

336 Hydraulic Excavator Specifications

Reach Boom Lift Capacities – Counterweight: 7.56 mt – without Bucket, Heavy Lift: Off

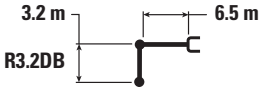

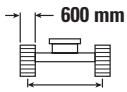

Double Grouser, Triple Grouser, Triple Grouser HD Shoes (Long Undercarriage)

2590 mm

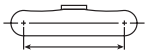

4040 mm

		3000 mm		4500 mm		6000 mm		7500 mm		9000 mm				
														mm
7500 mm	kg							*7900	*7900			*6700	*6700	7700
6000 mm	kg							*8000	8000			*6500	6350	8580
4500 mm	kg			*12 200	*12 200	*9800	*9800	*8600	7750	*7700	5800	*6550	5650	9130
3000 mm	kg			*15 450	*15 450	*11 350	10 300	*9350	7450	*8300	5700	*6800	5300	9410
1500 mm	kg			*17 750	14 600	*12 700	9800	*10 100	7200	8550	5550	*7300	5150	9440
0 mm	kg			*18 500	14 200	*13 450	9450	*10 600	6950	8450	5450	*8100	5250	9220
–1500 mm	kg	*13 250	*13 250	*18 150	14 100	*13 550	9300	*10 650	6850			8750	5600	8750
–3000 mm	kg	*20 900	*20 900	*16 800	14 200	*12 800	9350	*9900	6900			*9050	6400	7960
–4500 mm	kg	*18 850	*18 850	*14 200	*14 200	*10 750	9550					*9050	8200	6750

Reach Boom Lift Capacities – Counterweight: 7.56 mt – without Bucket, Heavy Lift: On

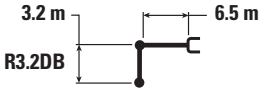

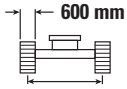

Double Grouser, Triple Grouser, Triple Grouser HD Shoes (Long Undercarriage)

2590 mm

4040 mm

		3000 mm		4500 mm		6000 mm		7500 mm		9000 mm				
														mm
7500 mm	kg							*8700	8050			*7350	*7350	7700
6000 mm	kg							*8850	8000			*7150	6350	8580
4500 mm	kg			*13 450	*13 450	*10 850	*10 850	*9500	7750	*8450	5800	*7200	5650	9130
3000 mm	kg			*17 050	15 550	*12 550	10 300	*10 400	7450	8700	5700	*7450	5300	9410
1500 mm	kg			*19 650	14 600	*14 050	9800	11 200	7200	8550	5550	7950	5150	9440
0 mm	kg			*20 500	14 200	*14 900	9450	10 950	6950	8450	5450	8150	5250	9220
–1500 mm	kg	*14 050	*14 050	*20 100	14 100	*15 000	9300	10 850	6850			8750	5600	8750
–3000 mm	kg	*22 150	*22 150	*18 650	14 200	*14 200	9350	10 900	6900			*10 050	6400	7960
–4500 mm	kg	*20 950	*20 950	*15 800	14 500	*11 950	9550					*10 100	8200	6750

* ISO 10567

*Indicates that the load is limited by hydraulic lifting capacity rather than tipping load. The above loads are in compliance with hydraulic excavator lift capacity standard ISO 10567:2007. They do not exceed 87% of hydraulic lifting capacity or 75% of tipping load. Weight of all lifting accessories must be deducted from the above lifting capacities. Lifting capacities are based on the machine standing on a firm, uniform supporting surface. The use of a work tool attachment point to handle/lift objects, could affect the machine lift performance.

Lift capacity stays with ±5% for all available track shoes.

Always refer to the appropriate Operation and Maintenance Manual for specific product information.

Reach Boom Lift Capacities – Counterweight: 7.56 mt – without Bucket, Heavy Lift: Off

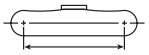

		3000 mm		4500 mm		6000 mm		7500 mm		9000 mm				
														mm
7500 mm	kg							*7900	*7900			*6700	*6700	7700
6000 mm	kg							*8000	*8000			*6500	6450	8580
4500 mm	kg			*12 200	*12 200	*9800	*9800	*8600	7800	*7700	5850	*6550	5700	9130
3000 mm	kg			*15 450	*15 450	*11 350	10 350	*9350	7500	*8300	5750	*6800	5350	9410
1500 mm	kg			*17 750	14 700	*12 700	9850	*10 100	7250	*8600	5600	*7300	5200	9440
0 mm	kg			*18 500	14 300	*13 450	9550	*10 600	7050	8500	5500	*8100	5300	9220
–1500 mm	kg	*13 250	*13 250	*18 150	14 200	*13 550	9400	*10 650	6950			*8800	5650	8750
–3000 mm	kg	*20 900	*20 900	*16 800	14 350	*12 800	9400	*9900	6950			*9050	6500	7960
–4500 mm	kg	*18 850	*18 850	*14 200	*14 200	*10 750	9650					*9050	8250	6750

Reach Boom Lift Capacities – Counterweight: 7.56 mt – without Bucket, Heavy Lift: On

		3000 mm		4500 mm		6000 mm		7500 mm		9000 mm				
														mm
7500 mm	kg							*8700	8100			*7350	*7350	7700
6000 mm	kg							*8850	8050			*7150	6450	8580
4500 mm	kg			*13 450	*13 450	*10 850	*10 850	*9500	7800	*8450	5850	*7200	5700	9130
3000 mm	kg			*17 050	15 650	*12 550	10 350	*10 400	7500	8800	5750	*7450	5350	9410
1500 mm	kg			*19 650	14 700	*14 050	9850	*11 200	7250	8650	5600	*8000	5200	9440
0 mm	kg			*20 500	14 300	*14 900	9550	11 050	7050	8500	5500	8250	5300	9220
–1500 mm	kg	*14 050	*14 050	*20 100	14 200	*15 000	9400	10 950	6950			8850	5650	8750
–3000 mm	kg	*22 150	*22 150	*18 650	14 350	*14 200	9400	*11 000	6950			*10 050	6500	7960
–4500 mm	kg	*20 950	*20 950	*15 800	14 650	*11 950	9650					*10 100	8250	6750

* ISO 10567

*Indicates that the load is limited by hydraulic lifting capacity rather than tipping load. The above loads are in compliance with hydraulic excavator lift capacity standard ISO 10567:2007. They do not exceed 87% of hydraulic lifting capacity or 75% of tipping load. Weight of all lifting accessories must be deducted from the above lifting capacities. Lifting capacities are based on the machine standing on a firm, uniform supporting surface. The use of a work tool attachment point to handle/lift objects, could affect the machine lift performance.

Lift capacity stays with ±5% for all available track shoes.

Always refer to the appropriate Operation and Maintenance Manual for specific product information.

336 Hydraulic Excavator Specifications

Reach Boom Lift Capacities – Counterweight: 7.56 mt – without Bucket, Heavy Lift: Off

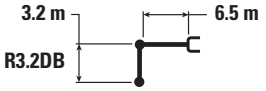

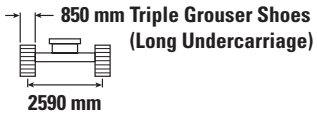

		3000 mm		4500 mm		6000 mm		7500 mm		9000 mm				
														mm
7500 mm	kg							*7900	*7900			*6700	*6700	7700
6000 mm	kg							*8000	*8000			*6500	*6500	8580
4500 mm	kg			*12 200	*12 200	*9800	*9800	*8600	7950	*7700	5950	*6550	5850	9130
3000 mm	kg			*15 450	*15 450	*11 350	10 550	*9350	7650	*8300	5850	*6800	5450	9410
1500 mm	kg			*17 750	15 000	*12 700	10 050	*10 100	7400	*8600	5700	*7300	5300	9440
0 mm	kg			*18 500	14 600	*13 450	9700	*10 600	7200	8700	5600	*8100	5400	9220
–1500 mm	kg	*13 250	*13 250	*18 150	14 500	*13 550	9600	*10 650	7100			*8800	5800	8750
–3000 mm	kg	*20 900	*20 900	*16 800	14 600	*12 800	9600	*9900	7100			*9050	6600	7960
–4500 mm	kg	*18 850	*18 850	*14 200	*14 200	*10 750	9850					*9050	8400	6750

Reach Boom Lift Capacities – Counterweight: 7.56 mt – without Bucket, Heavy Lift: On

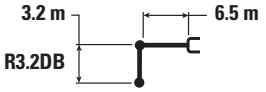

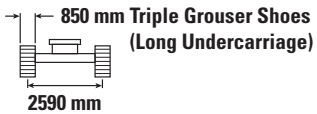

		3000 mm		4500 mm		6000 mm		7500 mm		9000 mm				
														mm
7500 mm	kg							*8700	8250			*7350	*7350	7700
6000 mm	kg							*8850	8200			*7150	6550	8580
4500 mm	kg			*13 450	*13 450	*10 850	*10 850	*9500	7950	*8450	5950	*7200	5850	9130
3000 mm	kg			*17 050	15 950	*12 550	10 550	*10 400	7650	8950	5850	*7450	5450	9410
1500 mm	kg			*19 650	15 000	*14 050	10 050	*11 200	7400	8800	5700	*8000	5300	9440
0 mm	kg			*20 500	14 600	*14 900	9700	11 300	7200	8700	5600	8400	5400	9220
–1500 mm	kg	*14 050	*14 050	*20 100	14 500	*15 000	9600	11 200	7100			9050	5800	8750
–3000 mm	kg	*22 150	*22 150	*18 650	14 600	*14 200	9600	*11 000	7100			*10 050	6600	7960
–4500 mm	kg	*20 950	*20 950	*15 800	14 950	*11 950	9850					*10 100	8400	6750

* ISO 10567

*Indicates that the load is limited by hydraulic lifting capacity rather than tipping load. The above loads are in compliance with hydraulic excavator lift capacity standard ISO 10567:2007. They do not exceed 87% of hydraulic lifting capacity or 75% of tipping load. Weight of all lifting accessories must be deducted from the above lifting capacities. Lifting capacities are based on the machine standing on a firm, uniform supporting surface. The use of a work tool attachment point to handle/lift objects, could affect the machine lift performance.

Lift capacity stays with ±5% for all available track shoes.

Always refer to the appropriate Operation and Maintenance Manual for specific product information.

Reach Boom Lift Capacities – Counterweight: 7.56 mt – without Bucket, Heavy Lift: Off

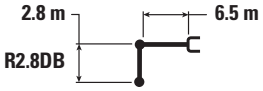

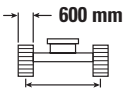

600 mm Double Grouser, Triple Grouser, Triple Grouser HD Shoes (Long Undercarriage)

2590 mm

4040 mm

		3000 mm		4500 mm		6000 mm		7500 mm		9000 mm				
														mm
7500 mm	kg											*8500	8250	7340
6000 mm	kg					*9100	*9100	*8450	7900			*8200	6750	8250
4500 mm	kg			*13 150	*13 150	*10 350	*10 350	*9000	7700			*8200	5950	8820
3000 mm	kg			*16 350	15 300	*11 800	10 200	*9700	7450	*8600	5650	*8450	5550	9110
1500 mm	kg			*15 900	14 500	*13 050	9750	*10 350	7200	8550	5550	8400	5450	9140
0 mm	kg			*18 600	14 200	*13 650	9450	*10 750	7000			8600	5550	8920
–1500 mm	kg	*12 350	*12 350	*17 900	14 200	*13 500	9350	*10 600	6950			*9100	6000	8420
–3000 mm	kg	*21 350	*21 350	*16 250	14 350	*12 500	9450	*9450	7050			*9250	6950	7600
–4500 mm	kg	*17 000	*17 000	*13 200	*13 200	*9850	9750					*9000	*9000	6330

Reach Boom Lift Capacities – Counterweight: 7.56 mt – without Bucket, Heavy Lift: On

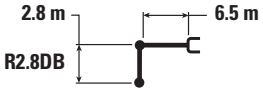

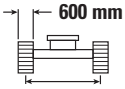

600 mm Double Grouser, Triple Grouser, Triple Grouser HD Shoes (Long Undercarriage)

2590 mm

4040 mm

		3000 mm		4500 mm		6000 mm		7500 mm		9000 mm				
														mm
7500 mm	kg											*9300	8250	7340
6000 mm	kg					*10 050	*10 050	*9350	7900			*8950	6750	8250
4500 mm	kg			*14 500	*14 500	*11 450	10 750	*9950	7700			*8950	5950	8820
3000 mm	kg			*18 050	15 300	*13 100	10 200	*10 750	7450	8700	5650	8550	5550	9110
1500 mm	kg			*16 850	14 500	*14 450	9750	11 200	7200	8550	5550	8400	5450	9140
0 mm	kg			*19 800	14 200	*15 100	9450	11 000	7000			8600	5550	8920
–1500 mm	kg	*13 100	*13 100	*19 800	14 200	*14 950	9350	10 950	6950			9300	6000	8420
–3000 mm	kg	*23 600	*23 600	*18 050	14 350	*13 850	9450	*10 500	7050			*10 250	6950	7600
–4500 mm	kg	*18 950	*18 950	*14 700	*14 700	*10 950	9750					*10 000	9100	6330

ISO 10567

*Indicates that the load is limited by hydraulic lifting capacity rather than tipping load. The above loads are in compliance with hydraulic excavator lift capacity standard ISO 10567:2007. They do not exceed 87% of hydraulic lifting capacity or 75% of tipping load. Weight of all lifting accessories must be deducted from the above lifting capacities. Lifting capacities are based on the machine standing on a firm, uniform supporting surface. The use of a work tool attachment point to handle/lift objects, could affect the machine lift performance.

Lift capacity stays with ±5% for all available track shoes.

Always refer to the appropriate Operation and Maintenance Manual for specific product information.

336 Hydraulic Excavator Specifications

Reach Boom Lift Capacities – Counterweight: 7.56 mt – without Bucket, Heavy Lift: Off

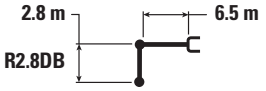

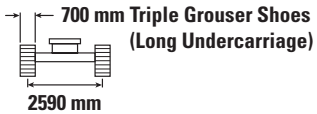

		3000 mm		4500 mm		6000 mm		7500 mm		9000 mm				
														mm
7500 mm	kg											*8500	8300	7340
6000 mm	kg					*9100	*9100	*8450	8000			*8200	6800	8250
4500 mm	kg			*13 150	*13 150	*10 350	*10 350	*9000	7750			*8200	6000	8820
3000 mm	kg			*16 350	15 400	*11 800	10 300	*9700	7500	*8600	5700	*8450	5600	9110
1500 mm	kg			*15 900	14 600	*13 050	9800	*10 350	7250	8650	5600	8450	5500	9140
0 mm	kg			*18 600	14 350	*13 650	9550	*10 750	7050			8700	5600	8920
–1500 mm	kg	*12 350	*12 350	*17 900	14 350	*13 500	9450	*10 600	7000			*9100	6050	8420
–3000 mm	kg	*21 350	*21 350	*16 250	14 500	*12 500	9500	*9450	7100			*9250	7000	7600
–4500 mm	kg	*17 000	*17 000	*13 200	*13 200	*9850	9800					*9000	*9000	6330

Reach Boom Lift Capacities – Counterweight: 7.56 mt – without Bucket, Heavy Lift: On

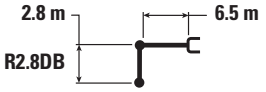

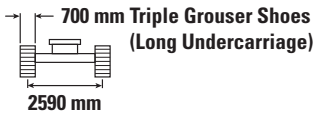

		3000 mm		4500 mm		6000 mm		7500 mm		9000 mm				
														mm
7500 mm	kg											*9300	8300	7340
6000 mm	kg					*10 050	*10 050	*9350	8000			*8950	6800	8250
4500 mm	kg			*14 500	*14 500	*11 450	10 850	*9950	7750			*8950	6000	8820
3000 mm	kg			*18 050	15 400	*13 100	10 300	*10 750	7500	8750	5700	8600	5600	9110
1500 mm	kg			*16 850	14 600	*14 450	9800	11 300	7250	8650	5600	8450	5500	9140
0 mm	kg			*19 800	14 350	*15 100	9550	11 100	7050			8700	5600	8920
–1500 mm	kg	*13 100	*13 100	*19 800	14 350	*14 950	9450	11 050	7000			9400	6050	8420
–3000 mm	kg	*23 600	*23 600	*18 050	14 500	*13 850	9500	*10 500	7100			*10 250	7000	7600
–4500 mm	kg	*18 950	*18 950	*14 700	*14 700	*10 950	9800					*10 000	9200	6330

* ISO 10567

*Indicates that the load is limited by hydraulic lifting capacity rather than tipping load. The above loads are in compliance with hydraulic excavator lift capacity standard ISO 10567:2007. They do not exceed 87% of hydraulic lifting capacity or 75% of tipping load. Weight of all lifting accessories must be deducted from the above lifting capacities. Lifting capacities are based on the machine standing on a firm, uniform supporting surface. The use of a work tool attachment point to handle/lift objects, could affect the machine lift performance.

Lift capacity stays with ±5% for all available track shoes.

Always refer to the appropriate Operation and Maintenance Manual for specific product information.

Reach Boom Lift Capacities – Counterweight: 7.56 mt – without Bucket, Heavy Lift: Off

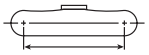

		3000 mm		4500 mm		6000 mm		7500 mm		9000 mm				
														mm
7500 mm	kg											*8500	8450	7340
6000 mm	kg					*9100	*9100	*8450	8100			*8200	6950	8250
4500 mm	kg			*13 150	*13 150	*10 350	*10 350	*9000	7900			*8200	6150	8820
3000 mm	kg			*16 350	15 700	*11 800	10 500	*9700	7650	*8600	5850	*8450	5750	9110
1500 mm	kg			*15 900	14 900	*13 050	10 000	*10 350	7400	*8800	5700	8650	5600	9140
0 mm	kg			*18 600	14 600	*13 650	9750	*10 750	7200			8850	5750	8920
–1500 mm	kg	*12 350	*12 350	*17 900	14 600	*13 500	9650	*10 600	7150			*9100	6150	8420
–3000 mm	kg	*21 350	*21 350	*16 250	14 750	*12 500	9700	*9450	7250			*9250	7150	7600
–4500 mm	kg	*17 000	*17 000	*13 200	*13 200	*9850	*9850					*9000	*9000	6330

Reach Boom Lift Capacities – Counterweight: 7.56 mt – without Bucket, Heavy Lift: On

		3000 mm		4500 mm		6000 mm		7500 mm		9000 mm				
														mm
7500 mm	kg											*9300	8450	7340
6000 mm	kg					*10 050	*10 050	*9350	8100			*8950	6950	8250
4500 mm	kg			*14 500	*14 500	*11 450	11 050	*9950	7900			*8950	6150	8820
3000 mm	kg			*18 050	15 700	*13 100	10 500	*10 750	7650	8950	5850	8800	5750	9110
1500 mm	kg			*16 850	14 900	*14 450	10 000	*11 500	7400	8850	5700	8650	5600	9140
0 mm	kg			*19 800	14 600	*15 100	9750	11 350	7200			8850	5750	8920
–1500 mm	kg	*13 100	*13 100	*19 800	14 600	*14 950	9650	11 250	7150			9600	6150	8420
–3000 mm	kg	*23 600	*23 600	*18 050	14 750	*13 850	9700	*10 500	7250			*10 250	7150	7600
–4500 mm	kg	*18 950	*18 950	*14 700	*14 700	*10 950	10 000					*10 000	9350	6330

* ISO 10567

*Indicates that the load is limited by hydraulic lifting capacity rather than tipping load. The above loads are in compliance with hydraulic excavator lift capacity standard ISO 10567:2007. They do not exceed 87% of hydraulic lifting capacity or 75% of tipping load. Weight of all lifting accessories must be deducted from the above lifting capacities. Lifting capacities are based on the machine standing on a firm, uniform supporting surface. The use of a work tool attachment point to handle/lift objects, could affect the machine lift performance.

Lift capacity stays with ±5% for all available track shoes.

Always refer to the appropriate Operation and Maintenance Manual for specific product information.

336 Hydraulic Excavator Specifications

Mass Boom Lift Capacities – Counterweight: 7.56 mt – without Bucket, Heavy Lift: Off

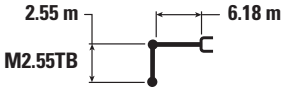

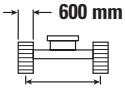

600 mm Double Grouser, Triple Grouser, Triple Grouser HD Shoes (Long Undercarriage)

2590 mm

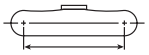

4040 mm

		3000 mm		4500 mm		6000 mm		7500 mm				
												mm
7500 mm	kg					*9100	*9100			*8200	*8200	6580
6000 mm	kg					*9400	*9400	*8850	7550	*7800	7400	7600
4500 mm	kg			*13 200	*13 200	*10 450	*10 450	*9150	7400	*7800	6350	8210
3000 mm	kg			*16 100	14 950	*11 750	9900	*9700	7150	*8100	5850	8520
1500 mm	kg			*17 900	14 100	*12 850	9400	*10 250	6900	*8700	5700	8550
0 mm	kg			*18 050	13 800	*13 300	9150	*10 450	6700	*9250	5850	8310
–1500 mm	kg	*16 800	*16 800	*17 100	13 800	*12 900	9050	*9950	6700	*9400	6400	7780
–3000 mm	kg	*19 550	*19 550	*15 050	14 050	*11 450	9200			*9400	7700	6880
–4500 mm	kg			*11 000	*11 000					*8650	*8650	5430

Mass Boom Lift Capacities – Counterweight: 7.56 mt – without Bucket, Heavy Lift: On

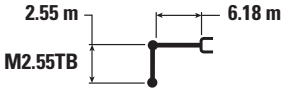

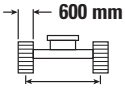

600 mm Double Grouser, Triple Grouser, Triple Grouser HD Shoes (Long Undercarriage)

2590 mm

4040 mm

		3000 mm		4500 mm		6000 mm		7500 mm				
												mm
7500 mm	kg					*10 050	*10 050			*8950	*8950	6580
6000 mm	kg					*10 400	*10 400	*9800	7550	*8550	7400	7600
4500 mm	kg			*14 600	*14 600	*11 600	10 450	*10 150	7400	*8550	6350	8210
3000 mm	kg			*17 850	14 950	*13 050	9900	*10 800	7150	*8850	5850	8520
1500 mm	kg			*19 850	14 100	*14 250	9400	10 900	6900	8950	5700	8550
0 mm	kg			*20 050	13 800	*14 750	9150	10 750	6700	9250	5850	8310
–1500 mm	kg	*17 750	*17 750	*19 000	13 800	*14 350	9050	10 700	6700	10 200	6400	7780
–3000 mm	kg	*21 800	*21 800	*16 750	14 050	*12 750	9200			*10 500	7700	6880
–4500 mm	kg			*12 300	*12 300					*9700	*9700	5430

* ISO 10567

*Indicates that the load is limited by hydraulic lifting capacity rather than tipping load. The above loads are in compliance with hydraulic excavator lift capacity standard ISO 10567:2007. They do not exceed 87% of hydraulic lifting capacity or 75% of tipping load. Weight of all lifting accessories must be deducted from the above lifting capacities. Lifting capacities are based on the machine standing on a firm, uniform supporting surface. The use of a work tool attachment point to handle/lift objects, could affect the machine lift performance.

Lift capacity stays with ±5% for all available track shoes.

Always refer to the appropriate Operation and Maintenance Manual for specific product information.

Mass Boom Lift Capacities – Counterweight: 7.56 mt – without Bucket, Heavy Lift: Off

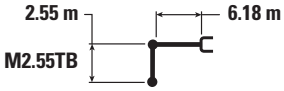

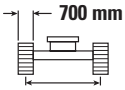

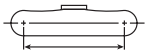

		3000 mm		4500 mm		6000 mm		7500 mm				
												mm
7500 mm	kg					*9100	*9100			*8200	*8200	6580
6000 mm	kg					*9400	*9400	*8850	7600	*7800	7450	7600
4500 mm	kg			*13 200	*13 200	*10 450	*10 450	*9150	7450	*7800	6400	8210
3000 mm	kg			*16 100	15 100	*11 750	9950	*9700	7200	*8100	5900	8520
1500 mm	kg			*17 900	14 200	*12 850	9500	*10 250	6950	*8700	5750	8550
0 mm	kg			*18 050	13 950	*13 300	9200	*10 450	6800	*9250	5900	8310
–1500 mm	kg	*16 800	*16 800	*17 100	13 950	*12 900	9150	*9950	6750	*9400	6450	7780
–3000 mm	kg	*19 550	*19 550	*15 050	14 150	*11 450	9300			*9400	7750	6880
–4500 mm	kg			*11 000	*11 000					*8650	*8650	5430

Mass Boom Lift Capacities – Counterweight: 7.56 mt – without Bucket, Heavy Lift: On

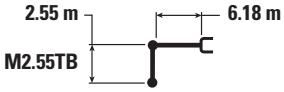

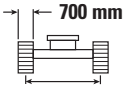

		3000 mm		4500 mm		6000 mm		7500 mm				
												mm
7500 mm	kg					*10 050	*10 050			*8950	*8950	6580
6000 mm	kg					*10 400	*10 400	*9800	7600	*8550	7450	7600
4500 mm	kg			*14 600	*14 600	*11 600	10 550	*10 150	7450	*8550	6400	8210
3000 mm	kg			*17 850	15 100	*13 050	9950	*10 800	7200	*8850	5900	8520
1500 mm	kg			*19 850	14 200	*14 250	9500	11 000	6950	9050	5750	8550
0 mm	kg			*20 050	13 950	*14 750	9200	10 850	6800	9350	5900	8310
–1500 mm	kg	*17 750	*17 750	*19 000	13 950	*14 350	9150	10 800	6750	10 300	6450	7780
–3000 mm	kg	*21 800	*21 800	*16 750	14 150	*12 750	9300			*10 500	7750	6880
–4500 mm	kg			*12 300	*12 300					*9700	*9700	5430

ISO 10567

*Indicates that the load is limited by hydraulic lifting capacity rather than tipping load. The above loads are in compliance with hydraulic excavator lift capacity standard ISO 10567:2007. They do not exceed 87% of hydraulic lifting capacity or 75% of tipping load. Weight of all lifting accessories must be deducted from the above lifting capacities. Lifting capacities are based on the machine standing on a firm, uniform supporting surface. The use of a work tool attachment point to handle/lift objects, could affect the machine lift performance.

Lift capacity stays with ±5% for all available track shoes.

Always refer to the appropriate Operation and Maintenance Manual for specific product information.

336 Hydraulic Excavator Specifications

Mass Boom Lift Capacities – Counterweight: 7.56 mt – without Bucket, Heavy Lift: Off

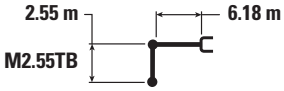

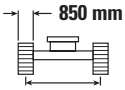

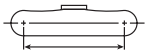

		3000 mm		4500 mm		6000 mm		7500 mm				
												mm
7500 mm	kg					*9100	*9100			*8200	*8200	6580
6000 mm	kg					*9400	*9400	*8850	7750	*7800	7600	7600
4500 mm	kg			*13 200	*13 200	*10 450	*10 450	*9150	7600	*7800	6550	8210
3000 mm	kg			*16 100	15 350	*11 750	10 150	*9700	7350	*8100	6050	8520
1500 mm	kg			*17 900	14 500	*12 850	9700	*10 250	7100	*8700	5850	8550
0 mm	kg			*18 050	14 200	*13 300	9400	*10 450	6900	*9250	6050	8310
–1500 mm	kg	*16 800	*16 800	*17 100	14 200	*12 900	9350	*9950	6900	*9400	6600	7780
–3000 mm	kg	*19 550	*19 550	*15 050	14 450	*11 450	9450			*9400	7900	6880
–4500 mm	kg			*11 000	*11 000					*8650	*8650	5430

Mass Boom Lift Capacities – Counterweight: 7.56 mt – without Bucket, Heavy Lift: On

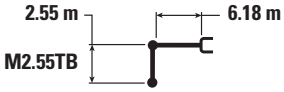

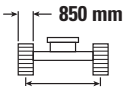

		3000 mm		4500 mm		6000 mm		7500 mm				
												mm
7500 mm	kg					*10 050	*10 050			*8950	*8950	6580
6000 mm	kg					*10 400	*10 400	*9800	7750	*8550	7600	7600
4500 mm	kg			*14 600	*14 600	*11 600	10 750	*10 150	7600	*8550	6550	8210
3000 mm	kg			*17 850	15 350	*13 050	10 150	*10 800	7350	*8850	6050	8520
1500 mm	kg			*19 850	14 500	*14 250	9700	11 250	7100	9250	5850	8550
0 mm	kg			*20 050	14 200	*14 750	9400	11 050	6900	9550	6050	8310
–1500 mm	kg	*17 750	*17 750	*19 000	14 200	*14 350	9350	11 050	6900	*10 500	6600	7780
–3000 mm	kg	*21 800	*21 800	*16 750	14 450	*12 750	9450			*10 500	7900	6880
–4500 mm	kg			*12 300	*12 300					*9700	*9700	5430

ISO 10567

*Indicates that the load is limited by hydraulic lifting capacity rather than tipping load. The above loads are in compliance with hydraulic excavator lift capacity standard ISO 10567:2007. They do not exceed 87% of hydraulic lifting capacity or 75% of tipping load. Weight of all lifting accessories must be deducted from the above lifting capacities. Lifting capacities are based on the machine standing on a firm, uniform supporting surface. The use of a work tool attachment point to handle/lift objects, could affect the machine lift performance.

Lift capacity stays with ±5% for all available track shoes.

Always refer to the appropriate Operation and Maintenance Manual for specific product information.

HD Reach Boom Lift Capacities – Counterweight: 7.56 mt – without Bucket, Heavy Lift: Off

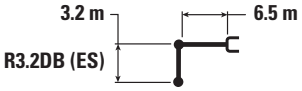

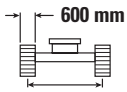

		3000 mm		4500 mm		6000 mm		7500 mm		9000 mm				
														mm
7500 mm	kg							*7750	*7750			*6650	*6650	7700
6000 mm	kg							*7850	*7850			*6450	6250	8580
4500 mm	kg			*12 050	*12 050	*9650	*9650	*8400	7650	*7650	5700	*6500	5550	9130
3000 mm	kg			*15 200	*15 200	*11 150	10 150	*9200	7350	*8100	5550	*6750	5200	9410
1500 mm	kg			*17 500	14 350	*12 450	9600	*9950	7050	8450	5400	*7250	5050	9440
0 mm	kg			*18 200	13 950	*13 200	9250	*10 400	6800	8300	5300	8050	5150	9220
–1500 mm	kg	*13 200	*13 200	*17 850	13 850	*13 300	9100	*10 400	6700			*8600	5500	8750
–3000 mm	kg	*20 850	*20 850	*16 500	13 950	*12 550	9150	*9700	6750			*8850	6300	7960
–4500 mm	kg	*18 450	*18 450	*13 900	*13 900	*10 500	9400					*8850	8050	6750

HD Reach Boom Lift Capacities – Counterweight: 7.56 mt – without Bucket, Heavy Lift: On

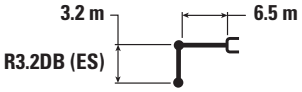

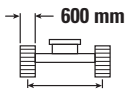

		3000 mm		4500 mm		6000 mm		7500 mm		9000 mm				
														mm
7500 mm	kg							*8600	7950			*7300	*7300	7700
6000 mm	kg							*8700	7900			*7100	6250	8580
4500 mm	kg			*13 300	*13 300	*10 700	*10 700	*9350	7650	*8400	5700	*7150	5550	9130
3000 mm	kg			*16 850	15 400	*12 350	10 150	*10 200	7350	8600	5550	*7400	5200	9410
1500 mm	kg			*19 350	14 350	*13 850	9600	*11 050	7050	8450	5400	7850	5050	9440
0 mm	kg			*20 200	13 950	*14 700	9250	10 850	6800	8300	5300	8050	5150	9220
–1500 mm	kg	*14 000	*14 000	*19 800	13 850	*14 750	9100	10 750	6700			8650	5500	8750
–3000 mm	kg	*22 100	*22 100	*18 350	13 950	*13 950	9150	10 750	6750			*9850	6300	7960
–4500 mm	kg	*20 600	*20 600	*15 500	14 300	*11 750	9400					*9900	8050	6750

* ISO 10567

*Indicates that the load is limited by hydraulic lifting capacity rather than tipping load. The above loads are in compliance with hydraulic excavator lift capacity standard ISO 10567:2007. They do not exceed 87% of hydraulic lifting capacity or 75% of tipping load. Weight of all lifting accessories must be deducted from the above lifting capacities. Lifting capacities are based on the machine standing on a firm, uniform supporting surface. The use of a work tool attachment point to handle/lift objects, could affect the machine lift performance.

Lift capacity stays with ±5% for all available track shoes.

Always refer to the appropriate Operation and Maintenance Manual for specific product information.

336 Hydraulic Excavator Specifications

HD Reach Boom Lift Capacities – Counterweight: 7.56 mt – without Bucket, Heavy Lift: Off

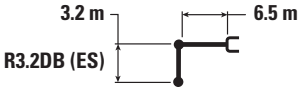

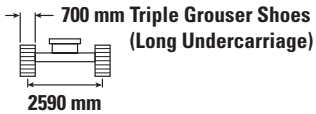

		3000 mm		4500 mm		6000 mm		7500 mm		9000 mm				
														mm
7500 mm	kg							*7750	*7750			*6650	*6650	7700
6000 mm	kg							*7850	*7850			*6450	6350	8580
4500 mm	kg			*12 050	*12 050	*9650	*9650	*8400	7700	*7650	5750	*6500	5600	9130
3000 mm	kg			*15 200	*15 200	*11 150	10 250	*9200	7400	*8100	5600	*6750	5250	9410
1500 mm	kg			*17 500	14 500	*12 450	9700	*9950	7100	*8450	5450	*7250	5100	9440
0 mm	kg			*18 200	14 050	*13 200	9350	*10 400	6900	8400	5350	*8050	5200	9220
–1500 mm	kg	*13 200	*13 200	*17 850	13 950	*13 300	9200	*10 400	6800			*8600	5550	8750
–3000 mm	kg	*20 850	*20 850	*16 500	14 100	*12 550	9250	*9700	6800			*8850	6350	7960
–4500 mm	kg	*18 450	*18 450	*13 900	*13 900	*10 500	9450					*8850	8100	6750

HD Reach Boom Lift Capacities – Counterweight: 7.56 mt – without Bucket, Heavy Lift: On

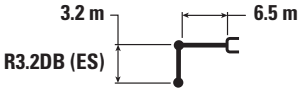

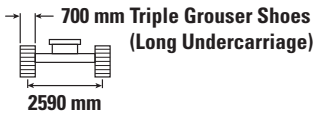

		3000 mm		4500 mm		6000 mm		7500 mm		9000 mm				
														mm
7500 mm	kg							*8600	8050			*7300	*7300	7700
6000 mm	kg							*8700	7950			*7100	6350	8580
4500 mm	kg			*13 300	*13 300	*10 700	*10 700	*9350	7700	*8400	5750	*7150	5600	9130
3000 mm	kg			*16 850	15 500	*12 350	10 250	*10 200	7400	8700	5600	*7400	5250	9410
1500 mm	kg			*19 350	14 500	*13 850	9700	*11 050	7100	8500	5450	7950	5100	9440
0 mm	kg			*20 200	14 050	*14 700	9350	10 950	6900	8400	5350	8100	5200	9220
–1500 mm	kg	*14 000	*14 000	*19 800	13 950	*14 750	9200	10 800	6800			8700	5550	8750
–3000 mm	kg	*22 100	*22 100	*18 350	14 100	*13 950	9250	*10 800	6800			*9850	6350	7960
–4500 mm	kg	*20 600	*20 600	*15 500	14 400	*11 750	9450					*9900	8100	6750

* ISO 10567

*Indicates that the load is limited by hydraulic lifting capacity rather than tipping load. The above loads are in compliance with hydraulic excavator lift capacity standard ISO 10567:2007. They do not exceed 87% of hydraulic lifting capacity or 75% of tipping load. Weight of all lifting accessories must be deducted from the above lifting capacities. Lifting capacities are based on the machine standing on a firm, uniform supporting surface. The use of a work tool attachment point to handle/lift objects, could affect the machine lift performance.

Lift capacity stays with ±5% for all available track shoes.

Always refer to the appropriate Operation and Maintenance Manual for specific product information.

HD Reach Boom Lift Capacities – Counterweight: 7.56 mt – without Bucket, Heavy Lift: Off

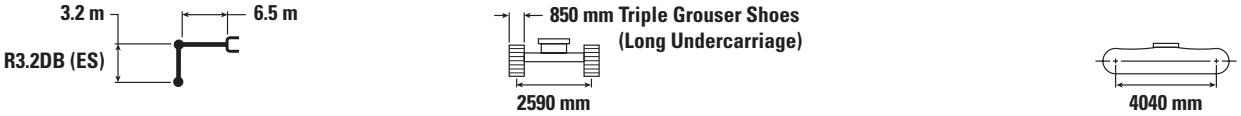

		3000 mm		4500 mm		6000 mm		7500 mm		9000 mm				
														mm
7500 mm	kg							*7750	*7750			*6650	*6650	7700
6000 mm	kg							*7850	*7850			*6450	6450	8580
4500 mm	kg			*12 050	*12 050	*9650	*9650	*8400	7850	*7650	5850	*6500	5700	9130
3000 mm	kg			*15 200	*15 200	*11 150	10 450	*9200	7550	*8100	5750	*6750	5350	9410
1500 mm	kg			*17 500	14 800	*12 450	9900	*9950	7250	*8450	5600	*7250	5200	9440
0 mm	kg			*18 200	14 350	*13 200	9550	*10 400	7050	8600	5450	*8050	5300	9220
–1500 mm	kg	*13 200	*13 200	*17 850	14 250	*13 300	9400	*10 400	6950			*8600	5650	8750
–3000 mm	kg	*20 850	*20 850	*16 500	14 350	*12 550	9400	*9700	6950			*8850	6450	7960
–4500 mm	kg	*18 450	*18 450	*13 900	*13 900	*10 500	9650					*8850	8250	6750

HD Reach Boom Lift Capacities – Counterweight: 7.56 mt – without Bucket, Heavy Lift: On

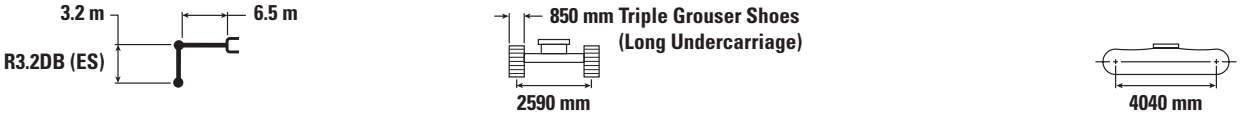

		3000 mm		4500 mm		6000 mm		7500 mm		9000 mm				
														mm
7500 mm	kg							*8600	8200			*7300	*7300	7700
6000 mm	kg							*8700	8100			*7100	6450	8580
4500 mm	kg			*13 300	*13 300	*10 700	*10 700	*9350	7850	*8400	5850	*7150	5700	9130
3000 mm	kg			*16 850	15 800	*12 350	10 450	*10 200	7550	8850	5750	*7400	5350	9410
1500 mm	kg			*19 350	14 800	*13 850	9900	*11 050	7250	8700	5600	*7950	5200	9440
0 mm	kg			*20 200	14 350	*14 700	9550	11 200	7050	8600	5450	8300	5300	9220
–1500 mm	kg	*14 000	*14 000	*19 800	14 250	*14 750	9400	11 050	6950			8900	5650	8750
–3000 mm	kg	*22 100	*22 100	*18 350	14 350	*13 950	9400	*10 800	6950			*9850	6450	7960
–4500 mm	kg	*20 600	*20 600	*15 500	14 700	*11 750	9650					*9900	8250	6750

* ISO 10567

*Indicates that the load is limited by hydraulic lifting capacity rather than tipping load. The above loads are in compliance with hydraulic excavator lift capacity standard ISO 10567:2007. They do not exceed 87% of hydraulic lifting capacity or 75% of tipping load. Weight of all lifting accessories must be deducted from the above lifting capacities. Lifting capacities are based on the machine standing on a firm, uniform supporting surface. The use of a work tool attachment point to handle/lift objects, could affect the machine lift performance.

Lift capacity stays with ±5% for all available track shoes.

Always refer to the appropriate Operation and Maintenance Manual for specific product information.

336 Hydraulic Excavator Specifications

Reach Boom Lift Capacities – Counterweight: 7.56 mt – without Bucket, Heavy Lift: Off

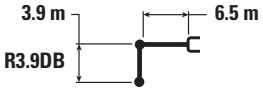

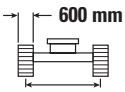

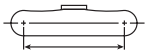

		1500 mm		3000 mm		4500 mm		6000 mm		7500 mm		9000 mm				
																mm
9000 mm	kg													*5650	*5650	7350
7500 mm	kg									*6900	*6900			*5250	*5250	8540
6000 mm	kg									*7200	*7200	*6800	5550	*5100	*5100	9340
4500 mm	kg							*8800	*8800	*7850	7250	*7300	5450	*5100	4650	9840
3000 mm	kg					*13 800	*13 800	*10 400	9650	*8750	6950	*7750	5250	*5250	4350	10 100
1500 mm	kg					*16 600	13 500	*11 950	9050	*9600	6650	*8250	5100	*5550	4250	10 130
0 mm	kg			*7700	*7700	*18 100	12 900	*13 050	8650	*10 250	6350	8350	4950	*6050	4300	9930
–1500 mm	kg	*8100	*8100	*12 150	*12 150	*18 300	12 650	*13 450	8400	*10 550	6200	8250	4850	*6900	4550	9490
–3000 mm	kg	*12 850	*12 850	*17 700	*17 700	*17 500	12 650	*13 100	8400	*10 250	6200			*8250	5050	8770
–4500 mm	kg	*18 450	*18 450	*21 600	*21 600	*15 550	12 850	*11 800	8500	*8800	6350			*8400	6150	7690
–6000 mm	kg					*11 800	*11 800	*8350	*8350					*8200	*8200	6060

Reach Boom Lift Capacities – Counterweight: 7.56 mt – without Bucket, Heavy Lift: On

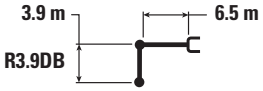

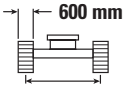

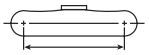

		1500 mm		3000 mm		4500 mm		6000 mm		7500 mm		9000 mm				
																mm
9000 mm	kg													*6200	*6200	7350
7500 mm	kg									*7650	*7650			*5750	*5750	8540
6000 mm	kg									*7950	7550	*7450	5550	*5600	5150	9340
4500 mm	kg							*9750	*9750	*8700	7250	*8150	5450	*5600	4650	9840
3000 mm	kg					*15 250	14 650	*11 550	9650	*9700	6950	*8650	5250	*5750	4350	10 100
1500 mm	kg					*18 400	13 500	*13 250	9050	*10 650	6650	8500	5100	*6100	4250	10 130
0 mm	kg			*8200	*8200	*20 050	12 900	*14 450	8650	10 900	6350	8350	4950	*6650	4300	9930
–1500 mm	kg	*8600	*8600	*12 850	*12 850	*20 300	12 650	*14 900	8400	10 750	6200	8250	4850	*7550	4550	9490
–3000 mm	kg	*13 600	*13 600	*18 800	*18 800	*19 400	12 650	*14 550	8400	10 700	6200			8600	5050	8770
–4500 mm	kg	*19 550	*19 550	*24 000	*24 000	*17 300	12 850	*13 100	8500	*9850	6350			*9400	6150	7690
–6000 mm	kg					*13 200	*13 200	*9350	8900					*9150	8800	6060

ISO 10567

*Indicates that the load is limited by hydraulic lifting capacity rather than tipping load. The above loads are in compliance with hydraulic excavator lift capacity standard ISO 10567:2007. They do not exceed 87% of hydraulic lifting capacity or 75% of tipping load. Weight of all lifting accessories must be deducted from the above lifting capacities. Lifting capacities are based on the machine standing on a firm, uniform supporting surface. The use of a work tool attachment point to handle/lift objects, could affect the machine lift performance.

Lift capacity stays with ±5% for all available track shoes.

Always refer to the appropriate Operation and Maintenance Manual for specific product information.

Reach Boom Lift Capacities – Counterweight: 7.56 mt – without Bucket, Heavy Lift: Off

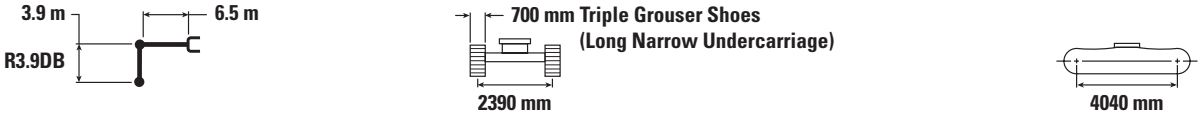

		1500 mm		3000 mm		4500 mm		6000 mm		7500 mm		9000 mm				
																mm
9000 mm	kg													*5650	*5650	7350
7500 mm	kg									*6900	*6900			*5250	*5250	8540
6000 mm	kg									*7200	*7200	*6800	5600	*5100	*5100	9340
4500 mm	kg							*8800	*8800	*7850	7350	*7300	5450	*5100	4700	9840
3000 mm	kg					*13 800	*13 800	*10 400	9700	*8750	7000	*7750	5300	*5250	4400	10 100
1500 mm	kg					*16 600	13 600	*11 950	9150	*9600	6700	*8250	5150	*5550	4300	10 130
0 mm	kg			*7700	*7700	*18 100	13 000	*13 050	8700	*10 250	6450	8450	5000	*6050	4350	9930
–1500 mm	kg	*8100	*8100	*12 150	*12 150	*18 300	12 750	*13 450	8500	*10 550	6300	8350	4900	*6900	4600	9490
–3000 mm	kg	*12 850	*12 850	*17 700	*17 700	*17 500	12 750	*13 100	8450	*10 250	6250			*8250	5100	8770
–4500 mm	kg	*18 450	*18 450	*21 600	*21 600	*15 550	12 950	*11 800	8550	*8800	6400			*8400	6200	7690
–6000 mm	kg					*11 800	*11 800	*8350	*8350					*8200	*8200	6060

Reach Boom Lift Capacities – Counterweight: 7.56 mt – without Bucket, Heavy Lift: On

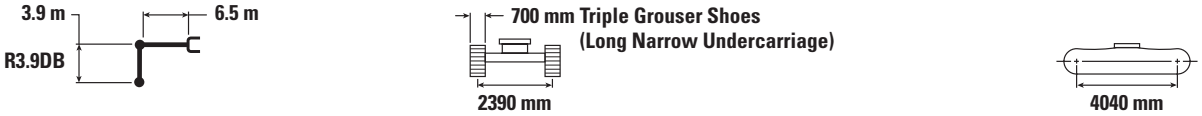

		1500 mm		3000 mm		4500 mm		6000 mm		7500 mm		9000 mm				
																mm
9000 mm	kg													*6200	*6200	7350
7500 mm	kg									*7650	*7650			*5750	*5750	8540
6000 mm	kg									*7950	7600	*7450	5600	*5600	5200	9340
4500 mm	kg							*9750	*9750	*8700	7350	*8150	5450	*5600	4700	9840
3000 mm	kg					*15 250	14 750	*11 550	9700	*9700	7000	*8650	5300	*5750	4400	10 100
1500 mm	kg					*18 400	13 600	*13 250	9150	*10 650	6700	8600	5150	*6100	4300	10 130
0 mm	kg			*8200	*8200	*20 050	13 000	*14 450	8700	11 000	6450	8450	5000	*6650	4350	9930
–1500 mm	kg	*8600	*8600	*12 850	*12 850	*20 300	12 750	*14 900	8500	10 850	6300	8350	4900	*7550	4600	9490
–3000 mm	kg	*13 600	*13 600	*18 800	*18 800	*19 400	12 750	*14 550	8450	10 800	6250			8700	5100	8770
–4500 mm	kg	*19 550	*19 550	*24 000	*24 000	*17 300	12 950	*13 100	8550	*9850	6400			*9400	6200	7690
–6000 mm	kg					*13 200	*13 200	*9350	8950					*9150	8850	6060

* ISO 10567

*Indicates that the load is limited by hydraulic lifting capacity rather than tipping load. The above loads are in compliance with hydraulic excavator lift capacity standard ISO 10567:2007. They do not exceed 87% of hydraulic lifting capacity or 75% of tipping load. Weight of all lifting accessories must be deducted from the above lifting capacities. Lifting capacities are based on the machine standing on a firm, uniform supporting surface. The use of a work tool attachment point to handle/lift objects, could affect the machine lift performance.

Lift capacity stays with ±5% for all available track shoes.

Always refer to the appropriate Operation and Maintenance Manual for specific product information.

336 Hydraulic Excavator Specifications

Reach Boom Lift Capacities – Counterweight: 7.56 mt – without Bucket, Heavy Lift: Off

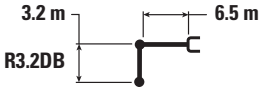

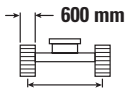

Double Grouser, Triple Grouser, Triple Grouser HD Shoes (Long Narrow Undercarriage)

2390 mm

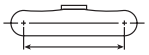

4040 mm

		3000 mm		4500 mm		6000 mm		7500 mm		9000 mm				
														mm
7500 mm	kg							*7900	7450			*6700	*6700	7700
6000 mm	kg							*8000	7400			*6500	5900	8580
4500 mm	kg			*12 200	*12 200	*9800	*9800	*8600	7200	*7700	5350	*6550	5250	9130
3000 mm	kg			*15 450	14 200	*11 350	9450	*9350	6900	*8300	5250	*6800	4900	9410
1500 mm	kg			*17 750	13 250	*12 700	9000	*10 100	6600	8500	5100	*7300	4750	9440
0 mm	kg			*18 500	12 850	*13 450	8650	*10 600	6400	8400	5000	*8100	4850	9220
–1500 mm	kg	*13 250	*13 250	*18 150	12 800	*13 550	8500	*10 650	6300			8750	5150	8750
–3000 mm	kg	*20 900	*20 900	*16 800	12 900	*12 800	8550	*9900	6350			*9050	5900	7960
–4500 mm	kg	*18 850	*18 850	*14 200	13 200	*10 750	8750					*9050	7550	6750

Reach Boom Lift Capacities – Counterweight: 7.56 mt – without Bucket, Heavy Lift: On

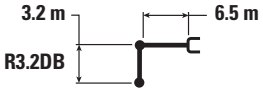

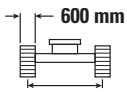

Double Grouser, Triple Grouser, Triple Grouser HD Shoes (Long Narrow Undercarriage)

2390 mm

4040 mm

		3000 mm		4500 mm		6000 mm		7500 mm		9000 mm				
														mm
7500 mm	kg							*8700	7450			*7350	7150	7700
6000 mm	kg							*8850	7400			*7150	5900	8580
4500 mm	kg			*13 450	*13 450	*10 850	10 050	*9500	7200	*8450	5350	*7200	5250	9130
3000 mm	kg			*17 050	14 200	*12 550	9450	*10 400	6900	8700	5250	*7450	4900	9410
1500 mm	kg			*19 650	13 250	*14 050	9000	11 150	6600	8500	5100	7950	4750	9440
0 mm	kg			*20 500	12 850	*14 900	8650	10 950	6400	8400	5000	8150	4850	9220
–1500 mm	kg	*14 050	*14 050	*20 100	12 800	*15 000	8500	10 850	6300			8750	5150	8750
–3000 mm	kg	*22 150	*22 150	*18 650	12 900	*14 200	8550	10 850	6350			10 050	5900	7960
–4500 mm	kg	*20 950	*20 950	*15 800	13 200	*11 950	8750					*10 100	7550	6750

*

ISO 10567

*Indicates that the load is limited by hydraulic lifting capacity rather than tipping load. The above loads are in compliance with hydraulic excavator lift capacity standard ISO 10567:2007. They do not exceed 87% of hydraulic lifting capacity or 75% of tipping load. Weight of all lifting accessories must be deducted from the above lifting capacities. Lifting capacities are based on the machine standing on a firm, uniform supporting surface. The use of a work tool attachment point to handle/lift objects, could affect the machine lift performance.

Lift capacity stays with ±5% for all available track shoes.

Always refer to the appropriate Operation and Maintenance Manual for specific product information.

Reach Boom Lift Capacities – Counterweight: 7.56 mt – without Bucket, Heavy Lift: Off

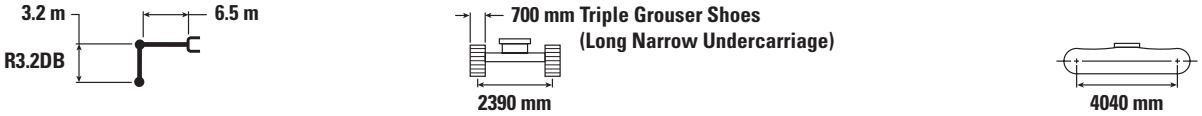

		3000 mm		4500 mm		6000 mm		7500 mm		9000 mm				
														mm
7500 mm	kg							*7900	7550			*6700	*6700	7700
6000 mm	kg							*8000	7450			*6500	5950	8580
4500 mm	kg			*12 200	*12 200	*9800	*9800	*8600	7250	*7700	5400	*6550	5300	9130
3000 mm	kg			*15 450	14 300	*11 350	9550	*9350	6950	*8300	5300	*6800	4950	9410
1500 mm	kg			*17 750	13 400	*12 700	9050	*10 100	6650	8600	5150	*7300	4800	9440
0 mm	kg			*18 500	13 000	*13 450	8750	*10 600	6450	8500	5050	*8100	4900	9220
–1500 mm	kg	*13 250	*13 250	*18 150	12 900	*13 550	8600	*10 650	6350			*8800	5200	8750
–3000 mm	kg	*20 900	*20 900	*16 800	13 000	*12 800	8600	*9900	6400			*9050	5950	7960
–4500 mm	kg	*18 850	*18 850	*14 200	13 300	*10 750	8850					*9050	7600	6750

Reach Boom Lift Capacities – Counterweight: 7.56 mt – without Bucket, Heavy Lift: On

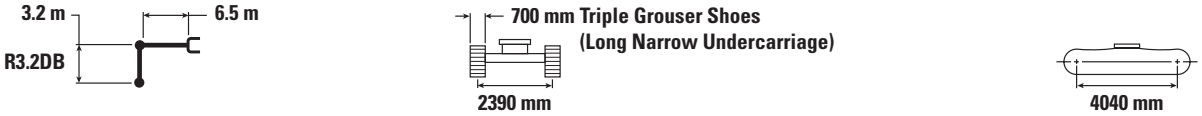

		3000 mm		4500 mm		6000 mm		7500 mm		9000 mm				
														mm
7500 mm	kg							*8700	7550			*7350	7200	7700
6000 mm	kg							*8850	7450			*7150	5950	8580
4500 mm	kg			*13 450	*13 450	*10 850	10 100	*9500	7250	*8450	5400	*7200	5300	9130
3000 mm	kg			*17 050	14 300	*12 550	9550	*10 400	6950	8750	5300	*7450	4950	9410
1500 mm	kg			*19 650	13 400	*14 050	9050	*11 200	6650	8600	5150	*8000	4800	9440
0 mm	kg			*20 500	13 000	*14 900	8750	11 050	6450	8500	5050	8200	4900	9220
–1500 mm	kg	*14 050	*14 050	*20 100	12 900	*15 000	8600	10 950	6350			8800	5200	8750
–3000 mm	kg	*22 150	*22 150	*18 650	13 000	*14 200	8600	10 950	6400			*10 050	5950	7960
–4500 mm	kg	*20 950	*20 950	*15 800	13 300	*11 950	8850					*10 100	7600	6750

* ISO 10567

*Indicates that the load is limited by hydraulic lifting capacity rather than tipping load. The above loads are in compliance with hydraulic excavator lift capacity standard ISO 10567:2007. They do not exceed 87% of hydraulic lifting capacity or 75% of tipping load. Weight of all lifting accessories must be deducted from the above lifting capacities. Lifting capacities are based on the machine standing on a firm, uniform supporting surface. The use of a work tool attachment point to handle/lift objects, could affect the machine lift performance.

Lift capacity stays with ±5% for all available track shoes.

Always refer to the appropriate Operation and Maintenance Manual for specific product information.

336 Hydraulic Excavator Specifications

Reach Boom Lift Capacities – Counterweight: 7.56 mt – without Bucket, Heavy Lift: Off

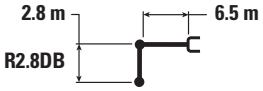

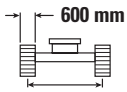

Double Grouser, Triple Grouser, Triple Grouser HD Shoes (Long Narrow Undercarriage)

2390 mm

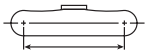

4040 mm

		3000 mm		4500 mm		6000 mm		7500 mm		9000 mm				
														mm
7500 mm	kg											*8500	7650	7340
6000 mm	kg					*9100	*9100	*8450	7350			*8200	6250	8250
4500 mm	kg			*13 150	*13 150	*10 350	9950	*9000	7150			*8200	5500	8820
3000 mm	kg			*16 350	13 950	*11 800	9400	*9700	6850	*8600	5250	*8450	5150	9110
1500 mm	kg			*15 900	13 150	*13 050	8950	*10 350	6600	8550	5100	8350	5000	9140
0 mm	kg			*18 600	12 900	*13 650	8650	*10 750	6450			8550	5100	8920
–1500 mm	kg	*12 350	*12 350	*17 900	12 900	*13 500	8600	*10 600	6400			*9100	5500	8420
–3000 mm	kg	*21 350	*21 350	*16 250	13 050	*12 500	8650	*9450	6500			*9250	6400	7600
–4500 mm	kg	*17 000	*17 000	*13 200	*13 200	*9850	8950					*9000	8350	6330

Reach Boom Lift Capacities – Counterweight: 7.56 mt – without Bucket, Heavy Lift: On

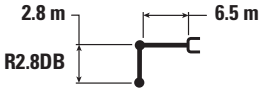

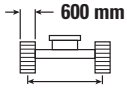

Double Grouser, Triple Grouser, Triple Grouser HD Shoes (Long Narrow Undercarriage)

2390 mm

4040 mm

		3000 mm		4500 mm		6000 mm		7500 mm		9000 mm				
														mm
7500 mm	kg											*9300	7650	7340
6000 mm	kg					*10 050	*10 050	*9350	7350			*8950	6250	8250
4500 mm	kg			*14 500	*14 500	*11 450	9950	*9950	7150			*8950	5500	8820
3000 mm	kg			*18 050	13 950	*13 100	9400	*10 750	6850	8650	5250	8500	5150	9110
1500 mm	kg			*16 850	13 150	*14 450	8950	11 150	6600	8550	5100	8350	5000	9140
0 mm	kg			*19 800	12 900	*15 100	8650	10 950	6450			8550	5100	8920
–1500 mm	kg	*13 100	*13 100	*19 800	12 900	*14 950	8600	10 900	6400			9300	5500	8420
–3000 mm	kg	*23 600	*23 600	*18 050	13 050	*13 850	8650	*10 500	6500			*10 250	6400	7600
–4500 mm	kg	*18 950	*18 950	*14 700	13 400	*10 950	8950					*10 000	8350	6330

* ISO 10567

*Indicates that the load is limited by hydraulic lifting capacity rather than tipping load. The above loads are in compliance with hydraulic excavator lift capacity standard ISO 10567:2007. They do not exceed 87% of hydraulic lifting capacity or 75% of tipping load. Weight of all lifting accessories must be deducted from the above lifting capacities. Lifting capacities are based on the machine standing on a firm, uniform supporting surface. The use of a work tool attachment point to handle/lift objects, could affect the machine lift performance.

Lift capacity stays with ±5% for all available track shoes.

Always refer to the appropriate Operation and Maintenance Manual for specific product information.

Reach Boom Lift Capacities – Counterweight: 7.56 mt – without Bucket, Heavy Lift: Off

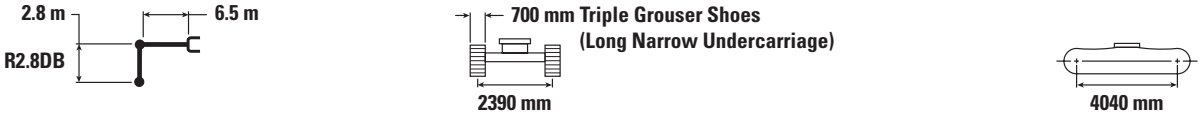

		3000 mm		4500 mm		6000 mm		7500 mm		9000 mm				
														mm
7500 mm	kg											*8500	7700	7340
6000 mm	kg					*9100	*9100	*8450	7400			*8200	6300	8250
4500 mm	kg			*13 150	*13 150	*10 350	10 000	*9000	7200			*8200	5550	8820
3000 mm	kg			*16 350	14 050	*11 800	9450	*9700	6900	*8600	5300	*8450	5200	9110
1500 mm	kg			*15 900	13 250	*13 050	9000	*10 350	6650	8600	5150	8450	5050	9140
0 mm	kg			*18 600	13 000	*13 650	8750	*10 750	6500			8650	5150	8920
–1500 mm	kg	*12 350	*12 350	*17 900	13 000	*13 500	8650	*10 600	6450			*9100	5550	8420
–3000 mm	kg	*21 350	*21 350	*16 250	13 150	*12 500	8700	*9450	6550			*9250	6450	7600
–4500 mm	kg	*17 000	*17 000	*13 200	*13 200	*9850	9000					*9000	8450	6330

Reach Boom Lift Capacities – Counterweight: 7.56 mt – without Bucket, Heavy Lift: On

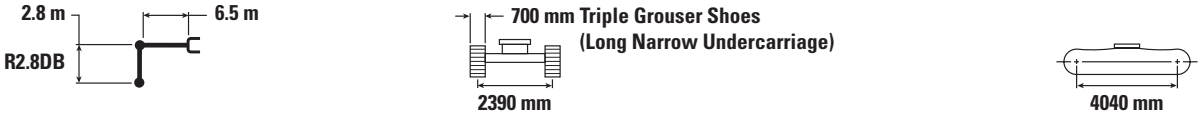

		3000 mm		4500 mm		6000 mm		7500 mm		9000 mm				
														mm
7500 mm	kg											*9300	7700	7340
6000 mm	kg					*10 050	*10 050	*9350	7400			*8950	6300	8250
4500 mm	kg			*14 500	*14 500	*11 450	10 000	*9950	7200			*8950	5550	8820
3000 mm	kg			*18 050	14 050	*13 100	9450	*10 750	6900	8750	5300	8600	5200	9110
1500 mm	kg			*16 850	13 250	*14 450	9000	11 250	6650	8600	5150	8450	5050	9140
0 mm	kg			*19 800	13 000	*15 100	8750	11 050	6500			8650	5150	8920
–1500 mm	kg	*13 100	*13 100	*19 800	13 000	*14 950	8650	11 000	6450			9350	5550	8420
–3000 mm	kg	*23 600	*23 600	*18 050	13 150	*13 850	8700	*10 500	6550			*10 250	6450	7600
–4500 mm	kg	*18 950	*18 950	*14 700	13 500	*10 950	9000					*10 000	8450	6330

* ISO 10567

*Indicates that the load is limited by hydraulic lifting capacity rather than tipping load. The above loads are in compliance with hydraulic excavator lift capacity standard ISO 10567:2007. They do not exceed 87% of hydraulic lifting capacity or 75% of tipping load. Weight of all lifting accessories must be deducted from the above lifting capacities. Lifting capacities are based on the machine standing on a firm, uniform supporting surface. The use of a work tool attachment point to handle/lift objects, could affect the machine lift performance.

Lift capacity stays with ±5% for all available track shoes.

Always refer to the appropriate Operation and Maintenance Manual for specific product information.

336 Hydraulic Excavator Specifications

Mass Boom Lift Capacities – Counterweight: 7.56 mt – without Bucket, Heavy Lift: Off

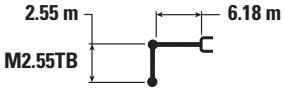

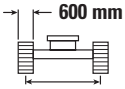

600 mm Double Grouser, Triple Grouser, Triple Grouser HD Shoes (Long Narrow Undercarriage)

2390 mm

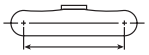

4040 mm

		3000 mm		4500 mm		6000 mm		7500 mm				
												mm
7500 mm	kg					*9100	*9100			*8200	*8200	6580
6000 mm	kg					*9400	*9400	*8850	7000	*7800	6800	7600
4500 mm	kg			*13 200	*13 200	*10 450	9650	*9150	6800	*7800	5850	8210
3000 mm	kg			*16 100	13 600	*11 750	9100	*9700	6550	*8100	5400	8520
1500 mm	kg			*17 900	12 750	*12 850	8600	*10 250	6300	*8700	5250	8550
0 mm	kg			*18 050	12 500	*13 300	8350	*10 450	6150	9250	5350	8310
–1500 mm	kg	*16 800	*16 800	*17 100	12 500	*12 900	8250	*9950	6150	*9400	5850	7780
–3000 mm	kg	*19 550	*19 550	*15 050	12 700	*11 450	8400			*9400	7050	6880
–4500 mm	kg			*11 000	*11 000					*8650	*8650	5430

Mass Boom Lift Capacities – Counterweight: 7.56 mt – without Bucket, Heavy Lift: On

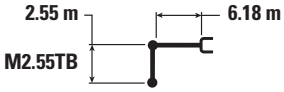

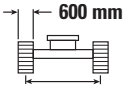

600 mm Double Grouser, Triple Grouser, Triple Grouser HD Shoes (Long Narrow Undercarriage)

2390 mm

4040 mm

		3000 mm		4500 mm		6000 mm		7500 mm				
												mm
7500 mm	kg					*10 050	*10 050			*8950	8750	6580
6000 mm	kg					*10 400	10 100	*9800	7000	*8550	6800	7600
4500 mm	kg			*14 600	*14 600	*11 600	9650	*10 150	6800	*8550	5850	8210
3000 mm	kg			*17 850	13 600	*13 050	9100	*10 800	6550	*8850	5400	8520
1500 mm	kg			*19 850	12 750	*14 250	8600	10 900	6300	8950	5250	8550
0 mm	kg			*20 050	12 500	*14 750	8350	10 700	6150	9250	5350	8310
–1500 mm	kg	*17 750	*17 750	*19 000	12 500	*14 350	8250	10 700	6150	10 150	5850	7780
–3000 mm	kg	*21 800	*21 800	*16 750	12 700	*12 750	8400			*10 500	7050	6880
–4500 mm	kg			*12 300	*12 300					*9700	*9700	5430

*

ISO 10567

*Indicates that the load is limited by hydraulic lifting capacity rather than tipping load. The above loads are in compliance with hydraulic excavator lift capacity standard ISO 10567:2007. They do not exceed 87% of hydraulic lifting capacity or 75% of tipping load. Weight of all lifting accessories must be deducted from the above lifting capacities. Lifting capacities are based on the machine standing on a firm, uniform supporting surface. The use of a work tool attachment point to handle/lift objects, could affect the machine lift performance.

Lift capacity stays with ±5% for all available track shoes.

Always refer to the appropriate Operation and Maintenance Manual for specific product information.

Mass Boom Lift Capacities – Counterweight: 7.56 mt – without Bucket, Heavy Lift: Off

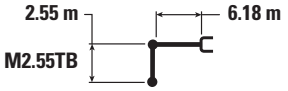

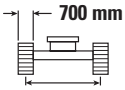

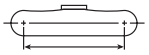

		3000 mm		4500 mm		6000 mm		7500 mm				
												mm
7500 mm	kg					*9100	*9100			*8200	*8200	6580
6000 mm	kg					*9400	*9400	*8850	7050	*7800	6900	7600
4500 mm	kg			*13 200	*13 200	*10 450	9700	*9150	6900	*7800	5900	8210
3000 mm	kg			*16 100	13 700	*11 750	9150	*9700	6600	*8100	5450	8520
1500 mm	kg			*17 900	12 900	*12 850	8700	*10 250	6350	*8700	5300	8550
0 mm	kg			*18 050	12 600	*13 300	8400	*10 450	6200	*9250	5400	8310
–1500 mm	kg	*16 800	*16 800	*17 100	12 600	*12 900	8350	*9950	6200	*9400	5900	7780
–3000 mm	kg	*19 550	*19 550	*15 050	12 850	*11 450	8450			*9400	7100	6880
–4500 mm	kg			*11 000	*11 000					*8650	*8650	5430

Mass Boom Lift Capacities – Counterweight: 7.56 mt – without Bucket, Heavy Lift: On

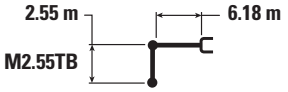

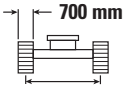

		3000 mm		4500 mm		6000 mm		7500 mm				
												mm
7500 mm	kg					*10 050	*10 050			*8950	8850	6580
6000 mm	kg					*10 400	10 200	*9800	7050	*8550	6900	7600
4500 mm	kg			*14 600	*14 600	*11 600	9700	*10 150	6900	*8550	5900	8210
3000 mm	kg			*17 850	13 700	*13 050	9150	*10 800	6600	*8850	5450	8520
1500 mm	kg			*19 850	12 900	*14 250	8700	11 000	6350	9000	5300	8550
0 mm	kg			*20 050	12 600	*14 750	8400	10 800	6200	9300	5400	8310
–1500 mm	kg	*17 750	*17 750	*19 000	12 600	*14 350	8350	10 800	6200	10 250	5900	7780
–3000 mm	kg	*21 800	*21 800	*16 750	12 850	*12 750	8450			*10 500	7100	6880
–4500 mm	kg			*12 300	*12 300					*9700	*9700	5430

* ISO 10567

*Indicates that the load is limited by hydraulic lifting capacity rather than tipping load. The above loads are in compliance with hydraulic excavator lift capacity standard ISO 10567:2007. They do not exceed 87% of hydraulic lifting capacity or 75% of tipping load. Weight of all lifting accessories must be deducted from the above lifting capacities. Lifting capacities are based on the machine standing on a firm, uniform supporting surface. The use of a work tool attachment point to handle/lift objects, could affect the machine lift performance.

Lift capacity stays with ±5% for all available track shoes.

Always refer to the appropriate Operation and Maintenance Manual for specific product information.

336 Hydraulic Excavator Specifications

HD Reach Boom Lift Capacities – Counterweight: 7.56 mt – without Bucket, Heavy Lift: Off

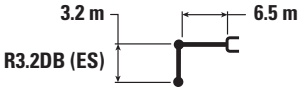

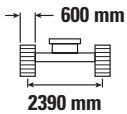

		3000 mm		4500 mm		6000 mm		7500 mm		9000 mm				
														mm
7500 mm	kg							*7750	7400			*6650	*6650	7700
6000 mm	kg							*7850	7300			*6450	5800	8580
4500 mm	kg			*12 050	*12 050	*9650	*9650	*8400	7100	*7650	5250	*6500	5150	9130
3000 mm	kg			*15 200	14 050	*11 150	9350	*9200	6750	*8100	5100	*6750	4750	9410
1500 mm	kg			*17 500	13 050	*12 450	8800	*9950	6500	8400	5000	*7250	4650	9440
0 mm	kg			*18 200	12 600	*13 200	8450	*10 400	6250	8300	4850	8000	4700	9220
–1500 mm	kg	*13 200	*13 200	*17 850	12 550	*13 300	8300	*10 400	6150			8600	5050	8750
–3000 mm	kg	*20 850	*20 850	*16 500	12 650	*12 550	8350	*9700	6200			*8850	5750	7960
–4500 mm	kg	*18 450	*18 450	*13 900	12 950	*10 500	8600					*8850	7350	6750

HD Reach Boom Lift Capacities – Counterweight: 7.56 mt – without Bucket, Heavy Lift: On

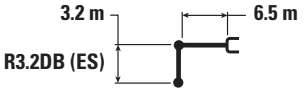

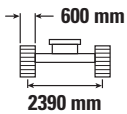

		3000 mm		4500 mm		6000 mm		7500 mm		9000 mm				
														mm
7500 mm	kg							*8600	7400			*7300	7050	7700
6000 mm	kg							*8700	7300			*7100	5800	8580
4500 mm	kg			*13 300	*13 300	*10 700	9950	*9350	7100	*8400	5250	*7150	5150	9130
3000 mm	kg			*16 850	14 050	*12 350	9350	*10 200	6750	8550	5100	*7400	4750	9410
1500 mm	kg			*19 350	13 050	*13 850	8800	*11 050	6500	8400	5000	7850	4650	9440
0 mm	kg			*20 200	12 600	*14 700	8450	10 800	6250	8300	4850	8000	4700	9220
–1500 mm	kg	*14 000	*14 000	*19 800	12 550	*14 750	8300	10 700	6150			8600	5050	8750
–3000 mm	kg	*22 100	*22 100	*18 350	12 650	*13 950	8350	10 750	6200			*9850	5750	7960
–4500 mm	kg	*20 600	*20 600	*15 500	12 950	*11 750	8600					*9900	7350	6750

* ISO 10567

*Indicates that the load is limited by hydraulic lifting capacity rather than tipping load. The above loads are in compliance with hydraulic excavator lift capacity standard ISO 10567:2007. They do not exceed 87% of hydraulic lifting capacity or 75% of tipping load. Weight of all lifting accessories must be deducted from the above lifting capacities. Lifting capacities are based on the machine standing on a firm, uniform supporting surface. The use of a work tool attachment point to handle/lift objects, could affect the machine lift performance.

Lift capacity stays with ±5% for all available track shoes.

Always refer to the appropriate Operation and Maintenance Manual for specific product information.

HD Reach Boom Lift Capacities – Counterweight: 7.56 mt – without Bucket, Heavy Lift: Off

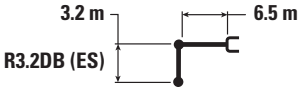

		3000 mm		4500 mm		6000 mm		7500 mm		9000 mm				
														mm
7500 mm	kg							*7750	7450			*6650	*6650	7700
6000 mm	kg							*7850	7350			*6450	5850	8580
4500 mm	kg			*12 050	*12 050	*9650	*9650	*8400	7150	*7650	5300	*6500	5150	9130
3000 mm	kg			*15 200	14 150	*11 150	9400	*9200	6850	*8100	5150	*6750	4800	9410
1500 mm	kg			*17 500	13 150	*12 450	8900	*9950	6550	*8450	5000	*7250	4700	9440
0 mm	kg			*18 200	12 750	*13 200	8550	*10 400	6300	8350	4900	*8050	4750	9220
–1500 mm	kg	*13 200	*13 200	*17 850	12 650	*13 300	8400	*10 400	6200			*8600	5100	8750
–3000 mm	kg	*20 850	*20 850	*16 500	12 750	*12 550	8450	*9700	6250			*8850	5800	7960
–4500 mm	kg	*18 450	*18 450	*13 900	13 050	*10 500	8650					*8850	7450	6750

HD Reach Boom Lift Capacities – Counterweight: 7.56 mt – without Bucket, Heavy Lift: On

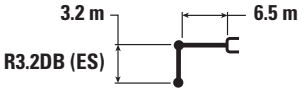

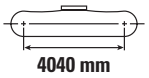

		3000 mm		4500 mm		6000 mm		7500 mm		9000 mm				
														mm
7500 mm	kg							*8600	7450			*7300	7100	7700
6000 mm	kg							*8700	7350			*7100	5850	8580
4500 mm	kg			*13 300	*13 300	*10 700	10 000	*9350	7150	*8400	5300	*7150	5150	9130
3000 mm	kg			*16 850	14 150	*12 350	9400	*10 200	6850	8650	5150	*7400	4800	9410
1500 mm	kg			*19 350	13 150	*13 850	8900	*11 050	6550	8500	5000	7900	4700	9440
0 mm	kg			*20 200	12 750	*14 700	8550	10 900	6300	8350	4900	8100	4750	9220
–1500 mm	kg	*14 000	*14 000	*19 800	12 650	*14 750	8400	10 800	6200			8700	5100	8750
–3000 mm	kg	*22 100	*22 100	*18 350	12 750	*13 950	8450	*10 800	6250			*9850	5800	7960
–4500 mm	kg	*20 600	*20 600	*15 500	13 050	*11 750	8650					*9900	7450	6750

ISO 10567

*Indicates that the load is limited by hydraulic lifting capacity rather than tipping load. The above loads are in compliance with hydraulic excavator lift capacity standard ISO 10567:2007. They do not exceed 87% of hydraulic lifting capacity or 75% of tipping load. Weight of all lifting accessories must be deducted from the above lifting capacities. Lifting capacities are based on the machine standing on a firm, uniform supporting surface. The use of a work tool attachment point to handle/lift objects, could affect the machine lift performance.

Lift capacity stays with ±5% for all available track shoes.

Always refer to the appropriate Operation and Maintenance Manual for specific product information.

336 Hydraulic Excavator Specifications

Bucket Specifications and Compatibility

						7.56 mt Counterweight				
		Width	Capacity	Weight	Fill	HD Reach Boom	Reach Boom			Mass Boom
	Linkage	mm	m³	kg	%	HD R3.2	R2.8	R3.2	R3.9	M2.55
Pin-On (No Quick Coupler)										
General Duty	DB	1350	1.64	1173	100	●	●	●	●	
	DB	1500	1.88	1275	100	●	●	●	⦿	
	DB	1650	2.12	1352	100	⦿	●	●	⦿	
	DB	1800	2.36	1453	100	⦿	⦿	⦿	⊖	
General Duty	DB	1650	2.12	1337	100	⦿	●	●	⦿	
Heavy Duty	DB	1350	1.64	1447	100	●	●	●	●	
	DB	1500	1.88	1542	100	●	●	●	⦿	
	DB	1650	2.12	1673	100	⦿	●	⦿	⊖	
	DB	1800	2.36	1769	100	⊖	⦿	⊖	○	
Severe Duty	DB	1650	2.15	1827	90	⦿	●	●	⊖	
General Duty	TB	1650	2.41	2027	100					⦿
Heavy Duty	TB	1650	2.41	2210	100					⦿
Severe Duty	TB	1350	1.87	2065	90					●
	TB	1650	2.41	2385	90					⦿
Maximum load with pin-on (payload + bucket)					kg	5550	6045	5730	5020	6410
With Cat Pin Grabber Coupler										
General Duty	DB	1350	1.64	1173	100	●	●	●	⦿	
	DB	1500	1.88	1275	100	⦿	●	●	⊖	
	DB	1650	2.12	1352	100	⊖	⦿	⦿	○	
	DB	1800	2.36	1453	100	⊖	⊖	⊖	○	
General Duty	DB	1650	2.12	1337	100	⊖	⦿	⦿	○	
Heavy Duty	DB	1350	1.64	1447	100	●	●	●	⦿	
	DB	1500	1.88	1542	100	⦿	●	⦿	⊖	
	DB	1650	2.12	1673	100	⊖	⦿	⊖	○	
	DB	1800	2.36	1769	100	○	⊖	○	◇	
Severe Duty	DB	1650	2.15	1827	90	⊖	⦿	⊖	○	
General Duty	TB	1650	2.41	2027	100					⦿
Heavy Duty	TB	1650	2.41	2210	100					⦿
Severe Duty	TB	1350	1.87	2065	90					●
	TB	1650	2.41	2385	90					⦿
Maximum load with coupler (payload + bucket)					kg	4856	5349	5032	4326	5716

The above loads are in compliance with hydraulic excavator standard EN474-5:2006 + A3:2013, they do not exceed 87% of hydraulic lifting capacity or 75% of tipping capacity with front linkage fully extended at ground line with bucket curled.

Capacity based on ISO 7451:2007.

Bucket weight with General Duty tips.

Maximum Material Density:

- ● 2100 kg/m³
- ⦿ 1800 kg/m³
- ⊖ 1500 kg/m³
- ○ 1200 kg/m³
- ◇ 900 kg/m³

Caterpillar recommends using appropriate work tools to maximize the value customers receive from our products. Use of work tools, including buckets, which are outside of Caterpillar's recommendations or specifications for weight, dimensions, flows, pressures, etc. may result in less-than-optimal performance, including but not limited to reductions in production, stability, reliability, and component durability. Improper use of a work tool resulting in sweeping, prying, twisting and/or catching of heavy loads will reduce the life of the boom and stick.

Bucket Specifications and Compatibility

						7.56 mt Counterweight				
						HD Reach Boom	Reach Boom			Mass Boom
	Linkage	Width	Capacity	Weight	Fill					
		mm	m³	kg	%	HD R3.2	R2.8	R3.2	R3.9	M2.55
With CW Quick Coupler										
General Duty	DB	1500	1.88	1257	100	●	●	●	⦿	
	DB	1650	2.12	1336	100	⦿	●	⦿	⊖	
Heavy Duty	DB	1350	1.64	1417	100	●	●	●	⦿	
	DB	1500	1.88	1514	100	⦿	●	⦿	⊖	
	DB	1650	2.12	1647	100	⊖	⦿	⊖	○	
Severe Duty	DB	1650	2.15	1801	90	⊖	⦿	⦿	○	
Ditch Cleaning	DB	2200	2.40	1346	100	⊖	⦿	⊖	○	
	DB	1800	1.96	1163	100	●	●	●	⦿	
	DB	2000	2.18	1250	100	⦿	⦿	⦿	⊖	
	DB	2400	2.68	1443	100	○	⊖	○	○	
Heavy Duty	TB	1650	2.41	2117	100					⊖
Maximum load with coupler (payload + bucket)					kg	5079	5572	5255	4549	5939
With CWS Quick Coupler										
General Duty	DB	1200	1.40	1064	100	●	●	●	●	
	DB	1650	2.12	1324	100	⦿	●	⦿	⊖	
	DB	1800	2.36	1433	100	⊖	⦿	⊖	○	
Heavy Duty	DB	1500	1.88	1515	100	⦿	●	●	⊖	
	DB	1650	2.12	1647	100	⊖	⦿	⦿	○	
Severe Duty	DB	1650	2.15	1802	90	⦿	⦿	⦿	⊖	
Ditch Cleaning	DB	2400	2.04	1266	100	⦿	●	⦿	⊖	
	DB	2200	2.40	1347	100	⊖	⦿	⊖	○	
Heavy Duty	TB	1650	2.41	2119	100					⊖
Severe Duty	TB	1350	1.87	1976	90					●
	TB	1650	2.41	2295	90					⊖
Maximum load with coupler (payload + bucket)					kg	5109	5602	5285	4579	5969

The above loads are in compliance with hydraulic excavator standard EN474-5:2006 + A3:2013, they do not exceed 87% of hydraulic lifting capacity or 75% of tipping capacity with front linkage fully extended at ground line with bucket curled.

Capacity based on ISO 7451:2007.

Bucket weight with General Duty tips.

Maximum Material Density:

● 2100 kg/m³
⦿ 1800 kg/m³
⊖ 1500 kg/m³
○ 1200 kg/m³

Caterpillar recommends using appropriate work tools to maximize the value customers receive from our products. Use of work tools, including buckets, which are outside of Caterpillar's recommendations or specifications for weight, dimensions, flows, pressures, etc. may result in less-than-optimal performance, including but not limited to reductions in production, stability, reliability, and component durability. Improper use of a work tool resulting in sweeping, prying, twisting and/or catching of heavy loads will reduce the life of the boom and stick.

Attachments Offering Guide

PIN-ON ATTACHMENTS						
Boom Type		**Reach Boom**			**HD Reach Boom**	**Mass Boom**
Stick Size		**R2.8**	**R3.2**	**R3.9**	**HD R3.2**	**M2.55**
Hydraulic Hammers	H140Es	✓	✓	✓	✓	✓
	H160Es	✓	✓	✓	✓	✓
	B35	✓	✓	✓	✓	✓
Multi-Processors	MP324 CC Jaw	✓	✓	✓	✓	
	MP324 D Jaw	✓	✓	✓	✓	
	MP324 P Jaw	✓	✓	✓	✓	
	MP324 S Jaw	✓	✓	✓	✓	
	MP324 TS Jaw	✓	✓	✓	✓	
	MP324 U Jaw	✓	✓	✓	✓	
	MP332 CC Jaw	✓	✓	✓	✓	✓
	MP332 D Jaw	✓	✓	✓	✓	✓
	MP332 P Jaw	✓	✓	✓	✓	✓
	MP332 S Jaw	✓	✓	✓	✓	✓
	MP332 TS Jaw	✓	✓	✓	✓	✓
	MP345 CC Jaw					✓
	MP345 D Jaw					✓
	MP345 P Jaw					✓
	MP345 S Jaw					✓
Crushers	P325	✓	✓	✓	✓	
	P335	✓	✓	✓	✓	✓
Pulverizers	P225	✓	✓	✓	✓	
	P235	✓	✓	✓	✓	✓
Demolition and Sorting Grapples	G325B	✓	✓	✓	✓	
	G330	✓	✓	✓	✓	✓
Mobile Scrap and Demolition Shears	S325B	✓	✓	✓	✓	
Compactors (Vibratory Plate)	CVP110	✓	✓	✓	✓	✓
Orange Peel Grapples		✓	✓	✓	✓	✓
Rippers		✓	✓	✓	✓	✓
Cat Pin Grabber Couplers		✓	✓	✓	✓	✓
Dedicated Quick Couplers		✓	✓	✓	✓	✓

(continued on next page)

Attachments Offering Guide *(continued)*

CAT PIN GRABBER COUPLER ATTACHMENTS						
Boom Type		**Reach Boom**			**HD Reach Boom**	**Mass Boom**
Stick Size		**R2.8**	**R3.2**	**R3.9**	**HD R3.2**	**M2.55**
Hydraulic Hammers	H140Es	✓	✓	✓	✓	✓
	H160Es	✓	✓	✓*	✓	✓
	B35	✓	✓	✓	✓	✓
Multi-Processors	MP324 CC Jaw	✓	✓	✓	✓	
	MP324 D Jaw	✓	✓	✓	✓	
	MP324 P Jaw	✓	✓	✓	✓	
	MP324 S Jaw	✓	✓	✓	✓	
	MP324 TS Jaw	✓	✓	✓	✓	
	MP324 U Jaw	✓	✓	✓	✓	
	MP332 CC Jaw	✓	✓	✓	✓	✓
	MP332 D Jaw	✓	✓	✓*	✓	✓
	MP332 P Jaw	✓	✓	✓*	✓	✓
	MP332 S Jaw	✓	✓	✓	✓	✓
	MP332 TS Jaw	✓	✓			✓
Crushers	P325	✓	✓	✓	✓	
	P335	✓	✓		✓*	✓
Pulverizers	P225	✓	✓	✓	✓	
	P235	✓	✓		✓	✓
Demolition and Sorting Grapples	G325B	✓	✓	✓	✓	
	G330	✓	✓	✓*	✓	✓
Mobile Scrap and Demolition Shears	S325B	✓	✓	✓	✓	
Compactors (Vibratory Plate)	CVP110	✓	✓	✓	✓	✓
Rippers		✓	✓	✓	✓	✓

*Over the front only.

(continued on next page)

Attachments Offering Guide *(continued)*

CW-45 ATTACHMENTS						
Boom Type		**Reach Boom**			**HD Reach Boom**	**Mass Boom**
Stick Size		**R2.8**	**R3.2**	**R3.9**	**HD R3.2**	**M2.55**
Hydraulic Hammers	H140Es	✓	✓	✓	✓	✓
	H160Es	✓	✓	✓	✓	✓
	B35	✓	✓	✓	✓	✓
Multi-Processors	MP324 CC Jaw	✓	✓	✓	✓	
	MP324 D Jaw	✓	✓	✓	✓	
	MP324 P Jaw	✓	✓	✓	✓	
	MP324 S Jaw	✓	✓	✓	✓	
	MP324 TS Jaw	✓	✓	✓	✓	
	MP324 U Jaw	✓	✓	✓	✓	
	MP332 CC Jaw	✓	✓	✓	✓	✓
	MP332 D Jaw	✓	✓	✓	✓	✓
	MP332 P Jaw	✓	✓	✓	✓	✓
	MP332 S Jaw	✓	✓	✓	✓	✓
	MP332 TS Jaw	✓	✓		✓	✓
	MP345 CC Jaw					✓*
	MP345 D Jaw					
	MP345 P Jaw					
	MP345 S Jaw					✓*
Crushers	P325	✓	✓	✓	✓	
	P335	✓	✓		✓	✓
Pulverizers	P225	✓	✓	✓	✓	
	P235	✓	✓		✓	✓
Demolition and Sorting Grapples	G325B	✓	✓	✓	✓	
	G330	✓	✓	✓*	✓	✓
Mobile Scrap and Demolition Shears	S325B	✓	✓	✓	✓	
Compactors (Vibratory Plate)	CVP110	✓	✓	✓	✓	✓
Rippers		✓	✓	✓	✓	✓

*Over the front only.

(continued on next page)

Attachments Offering Guide *(continued)*

CW-45S ATTACHMENTS						
Boom Type		**Reach Boom**			**HD Reach Boom**	**Mass Boom**
Stick Size		**R2.8**	**R3.2**	**R3.9**	**HD R3.2**	**M2.55**
Hydraulic Hammers	H140Es	✓	✓	✓	✓	✓
	H160Es	✓	✓	✓	✓	✓
Multi-Processors	MP324 CC Jaw	✓	✓	✓	✓	
	MP324 D Jaw	✓	✓	✓	✓	
	MP324 P Jaw	✓	✓	✓	✓	
	MP324 S Jaw	✓	✓	✓	✓	
	MP324 TS Jaw	✓	✓	✓	✓	
	MP324 U Jaw	✓	✓	✓	✓	
	MP332 CC Jaw	✓	✓	✓	✓	✓
	MP332 D Jaw	✓	✓	✓	✓	✓
	MP332 P Jaw	✓	✓	✓	✓	✓
	MP332 S Jaw	✓	✓	✓	✓	✓
	MP332 TS Jaw	✓	✓		✓	✓
	MP345 CC Jaw					✓*
	MP345 D Jaw					✓*
	MP345 P Jaw					
	MP345 S Jaw					✓*
Crushers	P325	✓	✓	✓	✓	
	P335	✓	✓	✓*	✓	✓
Pulverizers	P225	✓	✓	✓	✓	
	P235	✓	✓	✓*	✓	✓
Demolition and Sorting Grapples	G325B	✓	✓	✓	✓	
	G330	✓	✓	✓*	✓	✓
Mobile Scrap and Demolition Shears	S325B	✓	✓	✓	✓	
Compactors (Vibratory Plate)	CVP110	✓	✓	✓	✓	✓
Rippers		✓	✓	✓	✓	✓

BOOM-MOUNTED ATTACHMENTS				
Boom Type		**Reach Boom**	**HD Reach Boom**	**Mass Boom**
Mobile Scrap and Demolition Shears	S2090	✓	✓	✓
	S3050	✓	✓	✓
	S3070	✓	✓	✓

*Over the front only.

Standard and Optional Equipment

Standard and optional equipment may vary. Consult your Cat dealer for details.

	Standard	Optional
ENGINE		
Cat C9.3B Tier 4 diesel engine	✓	
Three selectable modes: Power, Smart, Eco	✓	
One-touch low idle with automatic engine speed control	✓	
52° C high-ambient cooling capacity	✓	
Hydraulic reverse fan		✓
–18° C cold start capability	✓	
–32° C cold start capability		✓
Double element air filter with integrated precleaner	✓	
Dual stage four micron main filter and 10 micron primary filter with water separator and water separator indicator switch	✓	
Biodiesel capability up to B20	✓	
HYDRAULIC SYSTEM		
SmartBoom™		✓
Boom and stick regeneration circuit	✓	
Electronic main control valve	✓	
Heavy lift mode		✓
Automatic hydraulic oil warm up	✓	
Bio hydraulic oil capability	✓	
Combined two-way auxiliary circuit with direct return		✓
Medium-pressure auxiliary circuit		✓
Cooling circuit		✓
Quick coupler circuit for Cat Pin Grabber and CW Dedicated		✓

	Standard	Optional
UNDERCARRIAGE AND STRUCTURES		
Long undercarriage		✓
Long Narrow undercarriage		✓
Towing eye on base frame	✓	
Track guiding guard, full length		✓
Track guiding guard, segmented two piece		✓
Swivel guard		✓
HD bottom guard		✓
HD travel motor guard		✓
Bucket cylinder guard		✓
Grease lubricated track	✓	
HD swing frame		✓
HD swing bearing		✓
Base frame with HD rollers		✓
7.56 mt counterweight	✓	
600 mm triple grouser track shoes		✓
600 mm triple grouser HD track shoes		✓
600 mm double grouser track shoes		✓
700 mm triple grouser track shoes		✓
850 mm triple grouser track shoes		✓
BOOMS, STICKS AND LINKAGES		
6.18 m Mass boom		✓
6.5 m Reach boom		✓
6.5 m HD Reach boom		✓
2.55 m stick		✓
2.8 m stick		✓
3.2 m stick		✓
3.2 m HD stick		✓
3.9 m stick		✓
Bucket linkage, TB family with lifting eye, Cat GRADE		✓
Bucket linkage, DB family with lifting eye, Cat GRADE		✓

(continued on next page)

Standard and Optional Equipment *(continued)*

Standard and optional equipment may vary. Consult your Cat dealer for details.

	Standard	Optional
ELECTRICAL SYSTEM		
Maintenance-free 1,000 CCA batteries (×2)	✓	
Centralized electrical disconnect switch	✓	
LED chassis light, LH and RH boom lights, cab lights	✓	
CAT CONNECT TECHNOLOGY		
Cat Product Link™	✓	
Cat GRADE with 2D	✓	
Cat GRADE with Advanced 2D		✓
Cat GRADE with 3D		✓
Cat Assist: – Boom Assist – Bucket Assist – Swing Assist – Grade Assist	✓	
Cat Payload: – Payload/cycle Information – Static Weigh – Auto Calibration	✓	

	Standard	Optional
SERVICE AND MAINTENANCE		
Grouped location of engine oil and fuel filters	✓	
Scheduled Oil Sampling (S·O·S℠) ports	✓	
Preventative maintenance ready (QuickEvac™)		✓
Electric refueling pump with automatic shutoff		✓
SAFETY AND SECURITY		
Caterpillar One Key security system	✓	
Lockable external tool/storage box	✓	
Lockable door, fuel, and hydraulic tank locks	✓	
Lockable fuel drain compartment	✓	
Service platform with anti-skid plate and recessed bolts	✓	
RH handrail and hand hold (ISO 2867:2011 compliant)	✓	
Signaling/warning horn	✓	
Ground-level secondary engine shutoff switch	✓	
Rear and side-view cameras	✓	
Boom lowering check valve		✓
Stick lowering check valve		✓
360° visibility		✓

336 Attachments

Dealer Installed Kit and Attachments

Attachments may vary. Consult your Cat dealer for details.

CAB

- Radial lower wiper
- P5A glass for demolition
- Joysticks with horizontal sliders
- RH electrical pedal for tool control
- Rain protector plus cab light cover

SAFETY AND SECURITY

- Bluetooth® key fob

GUARDS

- Falling object guard system (not compatible with cab light cover, rain protector)
- Mesh guard full front (not compatible with cab light cover, rain protector)

ELECTRICAL

- Premium lights, 1,200 lumens on chassis, 850 lumens on boom and cab

336 Cab Options

Cab Options

	Deluxe	Premium
ROPS, standard sound suppression	●	X
ROPS, advanced sound suppression	X	●
High-resolution 254 mm LCD touchscreen monitor	●	●
High-resolution 254 mm LCD touchscreen monitor + additional monitor (only for use with 360° visibility and Cat GRADE with Advanced 2D or Cat GRADE with 3D)	○	○
Automatic bi-level air conditioner	●	●
Jog dial and shortcut keys for monitor control	●	●
Keyless push-to-start engine control	●	●
Height-adjustable console, infinite with no tool	●	●
Heated seat with air-adjustable suspension	●	X
Heated and cooled seat with automatic adjustable suspension	X	●
51 mm seat belt	●	●
Tilt-up left-side console	●	●
Bluetooth integrated radio with USB ports	●	●
12V DC outlets (×2)	●	●
Document storage	●	●
Cup and bottle holders	●	●
Openable two-piece front window	●	●
Radial wiper with washer	●	X
Parallel wiper with washer	X	●
Openable polycarbonate skylight hatch	●	●
LED dome and lower interior lights	●	●
Roller rear sunscreen	○	●

● Standard

○ Optional

X Not available

For more complete information on Cat products, dealer services, and industry solutions, visit us on the web at **www.cat.com**

© 2019 Caterpillar
All rights reserved

Materials and specifications are subject to change without notice. Featured machines in photos may include additional equipment. See your Cat dealer for available options.

CAT, CATERPILLAR, LET'S DO THE WORK, their respective logos, "Caterpillar Yellow", the "Power Edge" and Cat "Modern Hex" trade dress as well as corporate and product identity used herein, are trademarks of Caterpillar and may not be used without permission.

AEXQ2354-01 (02-2019)
Replaces AEXQ2354
Build Number: 07A
(Europe)

345 GC

Hydraulic Excavator

Technical Specifications

Engine

Engine Model	Cat® C9.3B	
Net Power – ISO 9249	258 kW	346 hp
Net Power – SAE J1349	258 kW	346 hp
Gross Power – ISO 14396	259 kW	347 hp
Bore	115 mm	5 in
Stroke	149 mm	6 in
Displacement	9.3 L	568 in³

- Meets China Nonroad Stage III emission standards, equivalent to U.S. EPA Tier 3 and EU Stage IIIA.
- Recommended for use up to 3300 m (10,830 ft) altitude with engine power derate above 2300 m (7,550 ft).
- Net power advertised is the power available at the flywheel when the engine is equipped with fan, air cleaner, muffler, and alternator.
- Rating at 1,900 rpm.

Engine rpm

Operation	1,750 rpm
Travel	1,900 rpm

Swing Mechanism

Swing Speed	8.27 rpm	
Maximum Swing Torque	155 kN·m	114,543 lbf-ft

Weights

Operating Weight	42 200 kg	93,000 lb

- Reach boom, R2.9TB (9'6") stick, HD 2.41 m³ (3.15 yd³) bucket, 600 mm (24") double grouser shoes, 9.0 mt (19,842 lb) counterweight.

Operating Weight	43 300 kg	95,500 lb

- Mass boom, M3.0UB (9'10") stick, SDV 2.77 m³ (3.62 yd³) bucket, 600 mm (24") double grouser shoes, 9.0 mt (19,842 lb) counterweight.

Track

Standard Track Shoes Width	600 mm	24 in
Optional Track Shoes Width	700 mm	28 in
Number of Shoes (each side)	49	
Number of Track Rollers (each side)	8	
Number of Carrier Rollers (each side)	2	

Drive

Maximum Gradeability	35°/70%	
Maximum Travel Speed	5.2 km/h	3.2 mph
Maximum Drawbar Pull	292 kN	65,532 lbf

Hydraulic System

Main System – Maximum Flow – Implement	630 L/min (315 L/min × 2 pumps)	166 gal/min (83 gal/min × 2 pumps)
Maximum Pressure – Equipment – Implement	35 000 kPa	5,076 psi
Maximum Pressure – Travel	35 000 kPa	5,076 psi
Maximum Pressure – Swing	28 000 kPa	4,061 psi
Boom Cylinder – Bore	160 mm	6 in
Boom Cylinder – Stroke	1392 mm	55 in
Stick Cylinder – Bore	180 mm	7 in
Stick Cylinder – Stroke	1758 mm	69 in
TB Bucket Cylinder – Bore	150 mm	6 in
TB Bucket Cylinder – Stroke	1356 mm	53 in
UB Bucket Cylinder – Bore	160 mm	6 in
UB Bucket Cylinder – Stroke	1396 mm	55 in

345 GC Hydraulic Excavator Specifications

Service Refill Capacities

Fuel Tank Capacity	600 L	158.5 gal
Cooling System	40 L	10.5 gal
Engine Oil (with filter)	32 L	8.5 gal
Swing Drive	18 L	4.8 gal
Final Drive (each)	8 L	2.1 gal
Hydraulic System (including tank)	423 L	111.7 gal
Hydraulic Tank (including suction pipe)	186 L	49.1 gal

Standards

Brakes	ISO 10265:2008
Cab	ISO 10262:1998
Cab/ROPS	ISO 12117-2:2008

Sound Performance

ISO 6395:2008 (external)	107 dB(A)
ISO 6396:2008 (inside cab)	73 dB(A)

- Hearing protection may be needed when operating with an open operator station and cab (when not properly maintained or doors/windows open) for extended periods or in a noisy environment.

Operating Weights and Ground Pressures

	600 mm (24") Triple Grouser Shoes		600 mm (24") Double Grouser Shoes		600 mm (24") HD Triple Grouser Shoes		700 mm (28") Triple Grouser Shoes	
	Weight	Ground Pressure	Weight	Ground Pressure	Weight	Ground Pressure	Weight	Ground Pressure
	kg (lb)	kPa (psi)	kg (lb)	kPa (psi)	kg (lb)	kPa (psi)	kg (lb)	kPa (psi)
9.0 mt (19,842 lb) Counterweight + Base Machine								
Reach Boom + R3.35TB (11'0") Stick + 2.41 m³ (3.15 yd³) HD Bucket	41 500 (91,400)	77.3 (11.2)	42 200 (93,100)	78.7 (11.4)	42 100 (92,900)	78.5 (11.4)	41 800 (92,200)	66.8 (9.7)
Reach Boom + R2.9TB (9'6") Stick + 2.41 m³ (3.15 yd³) HD Bucket	41 400 (91,300)	77.2 (11.2)	42 200 (93,000)	78.6 (11.4)	42 100 (92,800)	78.4 (11.4)	41 800 (92,100)	66.7 (9.7)
Mass Boom + M3.0UB (9'10") Stick + 2.77 m³ (3.62 yd³) SDV Bucket	42 600 (93,800)	79.3 (11.5)	43 300 (95,500)	80.7 (11.7)	43 200 (95,300)	80.5 (11.7)	42 900 (94,600)	68.5 (9.9)
Mass Boom + M2.55UB (8'4") Stick + 2.77 m³ (3.62 yd³) SDV Bucket	42 400 (93,500)	79.0 (11.5)	43 200 (95,200)	80.4 (11.7)	43 100 (94 900)	80.2 (11.6)	42 800 (94,300)	68.3 (9.9)

All operating weights include a 90% fuel tank with 75 kg (165 lb) operator.

Major Component Weights

	kg	lb
Base machine with 9.0 mt (19,842 lb) counterweight, swing frame, two boom cylinders, and SD track rollers and carrier rollers	28 110	61,970
Track Shoes:		
600 mm (24") Width, 11 mm (0.43") Thick, Triple Grouser Track Shoes	4090	9,010
600 mm (24") Width, 15.5 mm (0.61") Thick, Double Grouser Track Shoes	4850	10,700
600 mm (24") Width, 15.5 mm (0.61") Thick, HD Triple Grouser Track Shoes	4750	10,460
700 mm (28") Width, 11 mm (0.43") Thick, Triple Grouser Track Shoes	4440	9,790
Two Boom Cylinders	790	1,740
Weight of 90% Fuel Tank and 75 kg (165 lb) Operator	550	1,210
Counterweight:		
9.0 mt Counterweight	8990	19,842
Swing Frame:		
Swing Frame	3730	8,220
Undercarriage:		
Base Frame with SD Track Rollers and Carrier Rollers	8890	19,590
Booms (including lines, pins, stick cylinder):		
Reach Boom 6.9 m (22'8")	4020	8,870
Mass Boom 6.55 m (21'6")	4160	9,180
Sticks (including lines, pins, bucket cylinder, bucket linkage):		
Reach Stick R2.9TB (9'6")	2200	4,840
Reach Stick R3.35TB (11'0")	2250	4,960
Mass Stick M2.55UB (8'4")	2550	5,620
Mass Stick M3.0UB (9'10")	2710	5,980
Buckets (without linkage):		
2.41 m^3 (3.15 yd^3) HD	2460	5,410
2.77 m^3 (3.62 yd^3) SDV	2950	6,490

345 GC Hydraulic Excavator Specifications

Dimensions

All dimensions are approximate and may vary depending on bucket selection.

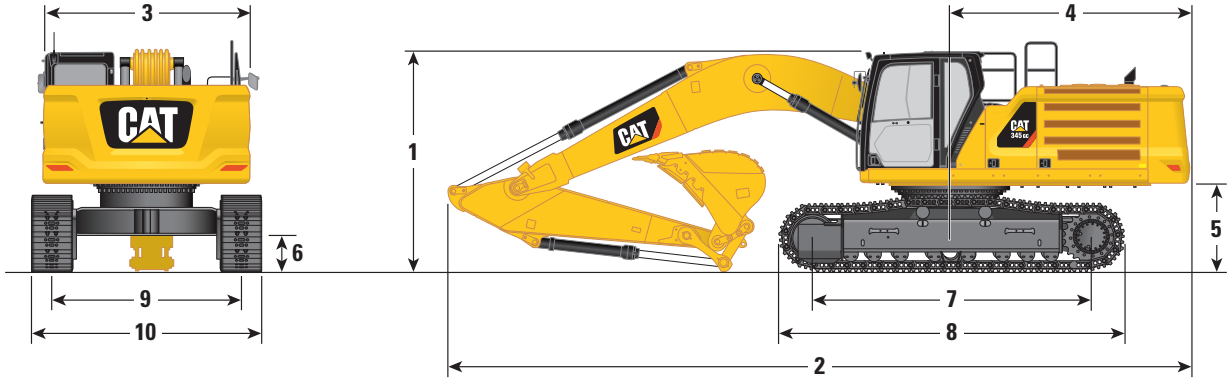

Boom Options	Reach Boom 6.9 m (22'8")				Mass Boom 6.55 m (21'6")			
Stick Options	Reach Stick				Mass Stick			
	R3.35TB (11'0")		R2.9TB (9'6")		M3.0UB (9'10")		M2.55UB (8'4")	
	mm	ft	mm	ft	mm	ft	mm	ft
1 Machine Height:								
Cab Height	3230	10.6	3230	10.6	3230	10.6	3230	10.6
FOGS Height (if equipped)	3370	11.1	3370	11.1	3370	11.1	3370	11.1
Handrails Height	3370	11.1	3370	11.1	3370	11.1	3370	11.1
With Boom/Stick/Bucket Installed	3560	11.7	3660	12.0	4040	13.3	3990	13.1
With Boom/Stick Installed	3490	11.5	3420	11.2	3880	12.7	3840	12.6
With Boom Installed	3050	10.0	3050	10.0	3080	10.1	3080	10.1
With Boom/Stick/Bucket Installed (with auxiliary lines)	3560	11.7	3660	12.0	4040	13.3	3990	13.1
With Boom/Stick Installed (with auxiliary lines)	3490	11.5	3420	11.2	3880	12.7	3840	12.6
With Boom Installed (with auxiliary lines)	3050	10.0	3050	10.0	3080	10.1	3080	10.1
2 Machine Length:								
With Boom/Stick/Bucket Installed	11 600	38.1	11 620	38.1	11 300	37.1	11 390	37.4
With Boom/Stick Installed	11 580	38.0	11 560	37.9	11 270	37.0	11 350	37.2
With Boom Installed	10 370	34.0	10 370	34.0	10 010	32.8	10 010	32.8
With Boom/Stick/Bucket Installed (with auxiliary lines)	11 600	38.1	11 620	38.1	11 300	37.1	11 390	37.4
With Boom/Stick Installed (with auxiliary lines)	11 580	38.0	11 560	37.9	11 270	37.0	11 350	37.2
With Boom Installed (with auxiliary lines)	10 370	34.0	10 370	34.0	10 010	32.8	10 010	32.8
3 Upperframe Width without Walkways	3030	9.9	3030	9.9	3030	9.9	3030	9.9
4 Tail Swing Radius	3530	11.6	3530	11.6	3530	11.6	3530	11.6
5 Counterweight Clearance	1300	4.3	1300	4.3	1300	4.3	1300	4.3
6 Ground Clearance	520	1.7	520	1.7	520	1.7	520	1.7
7 Length to Center of Rollers	4040	13.3	4040	13.3	4040	13.3	4040	13.3
8 Track Length	5030	16.5	5030	16.5	5030	16.5	5030	16.5
9 Track Gauge – Extended	2740	9.0	2740	9.0	2740	9.0	2740	9.0
10 Track Width/Undercarriage Width (with steps/without steps):								
600 mm (24") Shoes	3340	11.0	3340	11.0	3340	11.0	3340	11.0
700 mm (28") Shoes	3440	11.3	3440	11.3	3440	11.3	3440	11.3
Bucket Type	HD		HD		SDV		SDV	
Bucket Capacity	2.41 m³	3.15 yd³	2.41 m³	3.15 yd³	2.77 m³	3.62 yd³	2.77 m³	3.62 yd³
Bucket Tip Radius	1930 mm	6.3 ft	1930 mm	6.3 ft	2100 mm	6.9 ft	2100 mm	6.9 ft

Working Ranges and Forces

All dimensions are approximate and may vary depending on bucket selection.

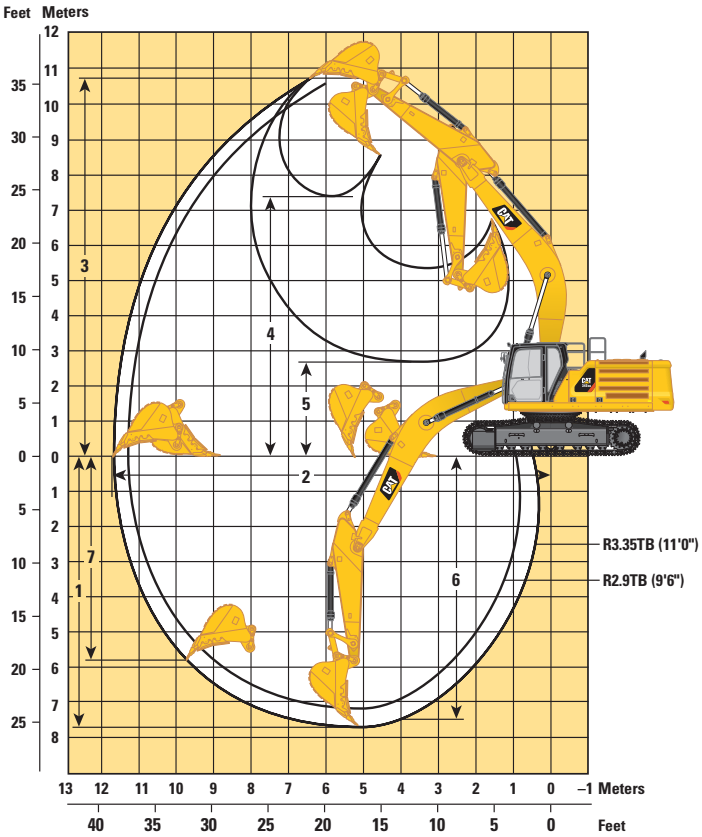

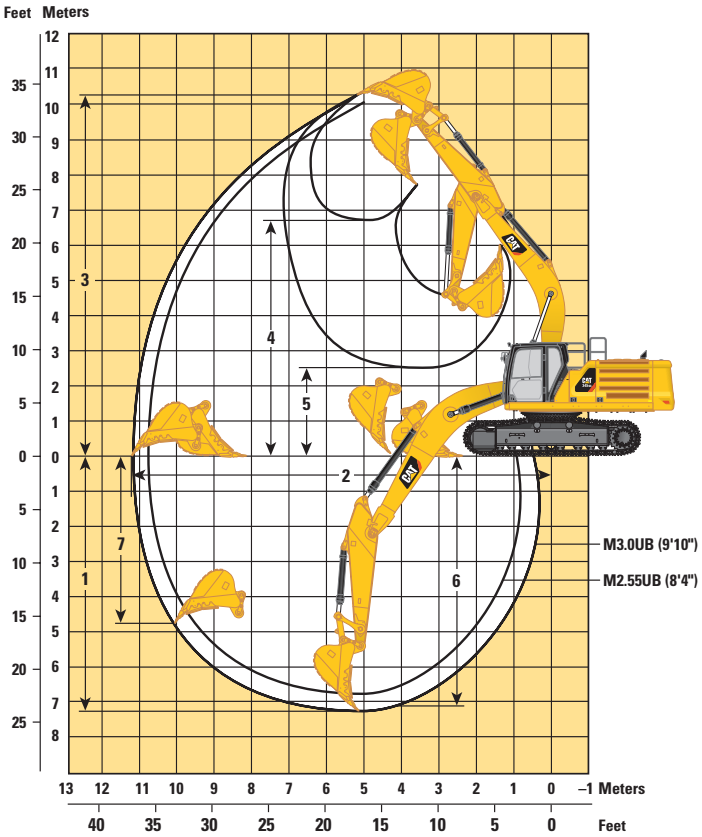

Boom Options	Reach Boom 6.9 m (22'8")				Mass Boom 6.55 m (21'6")			
Stick Options	**Reach Stick**				**Mass Stick**			
	R3.35TB (11'0")		**R2.9TB (9'6")**		**M3.0UB (9'10")**		**M2.55UB (8'4")**	
1 Maximum Digging Depth	7650 mm	25.1 ft	7200 mm	23.6 ft	7280 mm	23.9 ft	6780 mm	22.2 ft
2 Maximum Reach at Ground Line	11 710 mm	38.4 ft	11 290 mm	37.0 ft	11 220 mm	36.8 ft	10 760 mm	35.3 ft
3 Maximum Cutting Height	10 720 mm	35.2 ft	10 540 mm	34.6 ft	10 250 mm	33.6 ft	10 060 mm	33.0 ft
4 Maximum Loading Height	7390 mm	24.2 ft	7210 mm	23.7 ft	6710 mm	22.0 ft	6510 mm	21.4 ft
5 Minimum Loading Height	2680 mm	8.8 ft	3130 mm	10.3 ft	2520 mm	8.3 ft	3020 mm	9.9 ft
6 Maximum Depth Cut for 2240 mm (8 ft) Level Bottom	7500 mm	25.0 ft	7040 mm	23.0 ft	7130 mm	23.0 ft	6610 mm	22.0 ft
7 Maximum Vertical Wall Digging Depth	5800 mm	19.0 ft	5390 mm	17.7 ft	4760 mm	15.6 ft	4320 mm	14.2 ft
Bucket Digging Force (SAE)	203 kN	45,650 lbf	203 kN	45,650 lbf	224 kN	50,370 lbf	224 kN	50,370 lbf
Bucket Digging Force (ISO)	235 kN	52,860 lbf	235 kN	52,860 lbf	262 kN	59,010 lbf	262 kN	59,010 lbf
Stick Digging Force (SAE)	174 kN	39,100 lbf	190 kN	42,790 lbf	183 kN	41,080 lbf	206 kN	46,280 lbf
Stick Digging Force (ISO)	180 kN	40,530 lbf	198 kN	44,550 lbf	190 kN	42,790 lbf	216 kN	48,540 lbf
Bucket Type	HD		HD		SDV		SDV	
Bucket Capacity	2.41 m³	3.15 yd³	2.41 m³	3.15 yd³	2.77 m³	3.62 yd³	2.77 m³	3.62 yd³
Bucket Tip Radius	1930 mm	6.3 ft	1930 mm	6.3 ft	2100 mm	6.9 ft	2100 mm	6.9 ft

345 GC Hydraulic Excavator Specifications

Reach Boom Lift Capacities – Counterweight: 9.0 mt (19,842 lb) – without Bucket

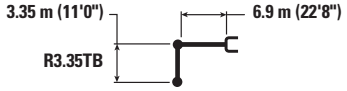

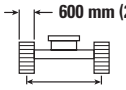

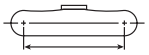

		3000 mm/120 in		4500 mm/180 in		6000 mm/240 in		7500 mm/300 in		9000 mm/360 in				
														mm **in**
9000 mm **360 in**	kg **lb**											*7200 ***16,000**	*7200 ***16,000**	7180 **280**
7500 mm **300 in**	kg **lb**							*9150 ***20,100**	*9150 ***20,100**			*6750 ***14,900**	*6750 ***14,900**	8390 **330**
6000 mm **240 in**	kg **lb**							*9500 ***20,750**	9400 **20,200**	*8000	6950	*6600 ***14,550**	*6600 ***14,550**	9190 **360**
4500 mm **180 in**	kg **lb**			*15 650 ***33,650**	*15 650 ***33,650**	*12 100 ***26,150**	*12 100 ***26,150**	*10 200 ***22,200**	9050 **19,500**	*9100 ***19,800**	6800 **14,600**	*6700 ***14,700**	6000 **13,250**	9690 **380**
3000 mm **120 in**	kg **lb**			*18 950 ***40,750**	18 050 **38,950**	*13 650 ***29,500**	11 950 **25,750**	*11 050 ***23,900**	8650 **18,650**	*9450 ***20,550**	6600 **14,200**	*6950 ***15,300**	5650 **12,450**	9950 **400**
1500 mm **60 in**	kg **lb**			*16 950 ***40,550**	*16 950 **36,500**	*14 800 ***32,050**	11 300 **24,400**	*11 650 ***25,300**	8300 **17,900**	9400 **20,200**	6400 **13,800**	*7450 ***16,350**	5500 **12,150**	9970 **400**
0 mm **0 in**	kg **lb**			*18 350 ***42,650**	16 550 **35,550**	*15 200 ***32,900**	10 950 **23,550**	*11 950 ***25,850**	8050 **17,350**	9250 **19,900**	6250 **13,450**	*8250 ***18,100**	5600 **12,300**	9750 **390**
–1500 mm **–60 in**	kg **lb**	*12 550 ***28,400**	*12 550 ***28,400**	*19 300 ***41,850**	16 500 **35,400**	*14 750 ***32,000**	10 750 **23,200**	*11 650 ***25,150**	7900 **17,050**	9200 **19,750**	6200 **13,350**	*8800 ***19,350**	5950 **13,100**	9300 **370**
–3000 mm **–120 in**	kg **lb**	*20 150 ***45,550**	*20 150 ***45,550**	*17 200 ***37,300**	16 650 **35,750**	*13 500 ***29,150**	10 800 **23,250**	*10 600 ***22,750**	7950 **17,100**			*8650 ***19,050**	6700 **14,850**	8550 **340**
–4500 mm **–180 in**	kg **lb**	*17 350 ***37,400**	*17 350 ***37,400**	*14 050 ***30,150**	*14 050 ***30,150**	*11 050 ***23,600**	11 000 ***23,600**					*8200 ***17,950**	*8200 ***17,950**	7430 **290**

* **ISO 10567**

* Indicates that the load is limited by hydraulic lifting capacity rather than tipping load. The above loads are in compliance with hydraulic excavator lift capacity standard ISO 10567:2007. They do not exceed 87% of hydraulic lifting capacity or 75% of tipping load. Weight of all lifting accessories must be deducted from the above lifting capacities. Lifting capacities are based on the machine standing on a firm, uniform supporting surface. The use of a work tool attachment point to handle/lift objects, could affect the machine lift performance.

Lift capacity stays with ±5% for all available track shoes.

Always refer to the appropriate Operation and Maintenance Manual for specific product information.

Reach Boom Lift Capacities – Counterweight: 9.0 mt (19,842 lb) – without Bucket

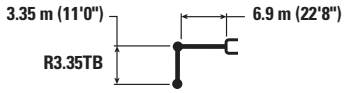

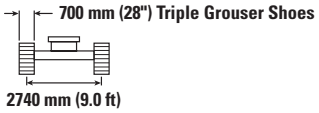

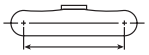

		3000 mm/120 in		4500 mm/180 in		6000 mm/240 in		7500 mm/300 in		9000 mm/360 in				mm in
9000 mm **360 in**	kg **lb**											*7200 ***16,000**	*7200 ***16,000**	7180 **280**
7500 mm **300 in**	kg **lb**							*9150 ***20,100**	*9150 ***20,100**			*6750 ***14,900**	*6750 ***14,900**	8390 **330**
6000 mm **240 in**	kg **lb**							*9500 ***20,750**	9300 **20,000**	*8000	6900	*6600 ***14,550**	*6600 ***14,550**	9190 **360**
4500 mm **180 in**	kg **lb**			*15 650 ***33,650**	*15 650 ***33,650**	*12 100 ***26,150**	*12 100 ***26,150**	*10 200 ***22,200**	9000 **19,350**	*9100 ***19,800**	6750 **14,450**	*6700 ***14,700**	5950 **13,150**	9690 **380**
3000 mm **120 in**	kg **lb**			*18 950 ***40,750**	17 900 **38,650**	*13 650 ***29,500**	11 850 **25,550**	*11 050 ***23,900**	8600 **18,500**	*9450 **20,450**	6550 **14,050**	*6950 ***15,300**	5600 **12,300**	9950 **400**
1500 mm **60 in**	kg **lb**			*16 950 ***40,550**	16 800 **36,200**	*14 800 ***32,050**	11 200 **24,200**	*11 650 ***25,300**	8250 **17,700**	9300 **20,000**	6350 **13,650**	*7450 ***16,350**	5450 **12,000**	9970 **400**
0 mm **0 in**	kg **lb**			*18 350 ***42,650**	16 400 **35,250**	*15 200 ***32,900**	10 850 **23,350**	11 900 **25,600**	7950 **17,150**	9150 **19,700**	6200 **13,350**	8150 **17,950**	5550 **12,200**	9750 **390**
–1500 mm **–60 in**	kg **lb**	*12 550 ***28,400**	*12 550 ***28,400**	*19 300 ***41,850**	16 350 **35,100**	*14 750 ***32,000**	10 650 **23,000**	*11 650 ***25,150**	7850 **16,900**	9100 **19,600**	6150 **13,250**	8700 **19,200**	5900 **13,000**	9300 **370**
–3000 mm **–120 in**	kg **lb**	*20 150 ***45,550**	*20 150 ***45,550**	*17 200 ***37,300**	16 500 **35,400**	*13 500 ***29,150**	10 700 **23,050**	*10 600 ***22,750**	7850 **16,950**			*8650 ***19,050**	6650 **14,700**	8550 **340**
–4500 mm **–180 in**	kg **lb**	*17 350 ***37,400**	*17 350 ***37,400**	*14 050 ***30,150**	*14 050 ***30,150**	*11 050 ***23,600**	10 900 **23,550**					*8200 ***17,950**	*8200 ***17,950**	7430 **290**

* **ISO 10567**

* Indicates that the load is limited by hydraulic lifting capacity rather than tipping load. The above loads are in compliance with hydraulic excavator lift capacity standard ISO 10567:2007. They do not exceed 87% of hydraulic lifting capacity or 75% of tipping load. Weight of all lifting accessories must be deducted from the above lifting capacities. Lifting capacities are based on the machine standing on a firm, uniform supporting surface. The use of a work tool attachment point to handle/lift objects, could affect the machine lift performance.

Lift capacity stays with ±5% for all available track shoes.

Always refer to the appropriate Operation and Maintenance Manual for specific product information.

Reach Boom Lift Capacities – Counterweight: 9.0 mt (19,842 lb) – without Bucket

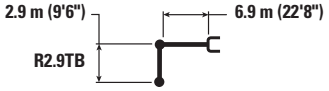

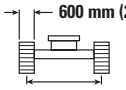

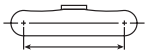

		3000 mm/120 in		4500 mm/180 in		6000 mm/240 in		7500 mm/300 in		9000 mm/360 in				
														mm **in**
9000 mm **360 in**	kg **lb**											*8600 ***19,150**	*8600 ***19,150**	6600 **260**
7500 mm **300 in**	kg **lb**							*9750 ***20,850**	9400 **20,150**			*8000 ***17,700**	*8000 ***17,700**	7890 **310**
6000 mm **240 in**	kg **lb**					*11 300 ***24,450**	*11 300 ***24,450**	*9950 ***21,750**	9250 **19,900**			*7850 ***17,250**	7200 **15,950**	8740 **350**
4500 mm **180 in**	kg **lb**			*16 800 ***35,950**	*16 800 ***35,950**	*12 700 ***27,400**	12 500 **26,950**	*10 600 ***23,000**	8950 **19,250**	*9400 ***20,050**	6750 **14,450**	*7950 ***17,450**	6400 **14,150**	9270 **370**
3000 mm **120 in**	kg **lb**			*18 950 ***42,700**	17 600 **38,000**	*14 150 ***30,500**	11 800 **25,400**	*11 350 ***24,550**	8600 **18,500**	9550 **20,550**	6550 **14,100**	*8300 ***18,200**	6000 **13,200**	9530 **380**
1500 mm **60 in**	kg **lb**			*12 600 ***30,850**	*12 600 ***30,850**	*15 050 ***32,600**	11 200 **24,200**	*11 850 ***25,650**	8250 **17,800**	9350 **20,150**	6400 **13,750**	8600 **18,900**	5850 **12,900**	9550 **380**
0 mm **0 in**	kg **lb**			*17 000 ***39,700**	16 550 **35,550**	*15 200 ***32,900**	10 900 **23,500**	*11 950 **25,850**	8050 **17,300**	9250 **19,900**	6250 **13,500**	8800 **19,350**	6000 **13,150**	9330 **370**
–1500 mm **–60 in**	kg **lb**	*12 550 ***28,600**	*12 550 ***28,600**	*18 550 ***40,300**	16 550 **35,600**	*14 500 ***31,450**	10 800 **23,250**	*11 450 ***24,750**	7950 **17,150**			*9150 ***20,150**	6400 **14,100**	8850 **350**
–3000 mm **–120 in**	kg **lb**	*19 350 ***42,300**	*19 350 ***42,300**	*16 250 ***35,200**	*16 250 ***35,200**	*12 950 ***27,950**	10 900 **23,450**	*10 100 ***21,500**	8000 **17,300**			*8900 ***19,600**	7350 **16,200**	8060 **320**
–4500 mm **–180 in**	kg **lb**			*12 650 ***27,150**	*12 650 ***27,150**	*10 050 ***21,250**	*10 050 ***21,250**					*8200 ***17,900**	*8200 ***17,900**	6860 **270**

* **ISO 10567**

* Indicates that the load is limited by hydraulic lifting capacity rather than tipping load. The above loads are in compliance with hydraulic excavator lift capacity standard ISO 10567:2007. They do not exceed 87% of hydraulic lifting capacity or 75% of tipping load. Weight of all lifting accessories must be deducted from the above lifting capacities. Lifting capacities are based on the machine standing on a firm, uniform supporting surface. The use of a work tool attachment point to handle/lift objects, could affect the machine lift performance.

Lift capacity stays with ±5% for all available track shoes.

Always refer to the appropriate Operation and Maintenance Manual for specific product information.

Reach Boom Lift Capacities – Counterweight: 9.0 mt (19,842 lb) – without Bucket

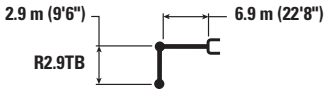

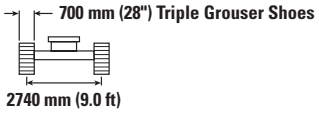

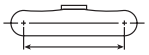

		3000 mm/120 in		4500 mm/180 in		6000 mm/240 in		7500 mm/300 in		9000 mm/360 in				
														mm **in**
9000 mm **360 in**	kg **lb**											*8600 ***19,150**	*8600 ***19,150**	6600 **260**
7500 mm **300 in**	kg **lb**							*9750 ***20,850**	9350 **20,000**			*8000 ***17,700**	*8000 ***17,700**	7890 **310**
6000 mm **240 in**	kg **lb**					*11 300 ***24,450**	*11 300 ***24,450**	*9950 ***21,750**	9200 **19,750**			*7850 ***17,250**	7150 **15,850**	8740 **350**
4500 mm **180 in**	kg **lb**			*16 800 ***35,950**	*16 800 ***35,950**	*12 700 ***27,400**	12 400 **26,750**	*10 600 ***23,000**	8900 **19,100**	*9400 ***20,050**	6650 **14,300**	*7950 ***17,450**	6350 **14,050**	9270 **370**
3000 mm **120 in**	kg **lb**			*18 950 ***42,700**	17 450 **37,700**	*14 150 ***30,500**	11 700 **25,200**	*11 350 ***24,550**	8500 **18,350**	9450 **20,350**	6500 **13,950**	*8300 ***18,200**	5950 **13,100**	9530 **380**
1500 mm **60 in**	kg **lb**			*12 600 ***30,850**	*12 600 ***30,850**	*15 050 ***32,600**	11 100 **23,950**	*11 850 ***25,650**	8200 **17,650**	9300 **20,000**	6350 **13,600**	8500 **18,750**	5800 **12,750**	9550 **380**
0 mm **0 in**	kg **lb**			*17 000 ***39,700**	16 400 **35,250**	*15 200 ***32,900**	10 800 **23,250**	11 900 **25,600**	7950 **17,150**	9150 **19,700**	6200 **13,400**	8700 **19,200**	5900 **13,000**	9330 **370**
–1500 mm **–60 in**	kg **lb**	*12 550 ***28,600**	*12 550 ***28,600**	*18 550 ***40,300**	16 450 **35,300**	*14 500 ***31,450**	10 700 **23,050**	*11 450 ***24,750**	7900 **16,950**			*9150 ***20,150**	6350 **14,000**	8850 **350**
–3000 mm **–120 in**	kg **lb**	*19 350 ***42,300**	*19 350 ***42,300**	*16 250 ***35,200**	*16 250 ***35,200**	*12 950 ***27,950**	10 800 **23,250**	*10 100 ***21,500**	7950 **17,150**			*8900 ***19,600**	7250 **16,050**	8060 **320**
–4500 mm **–180 in**	kg **lb**			*12 650 ***27,150**	*12 650 ***27,150**	*10 050 ***21,250**	*10 050 ***21,250**					*8200 ***17,900**	*8200 ***17,900**	6860 **270**

* **ISO 10567**

* Indicates that the load is limited by hydraulic lifting capacity rather than tipping load. The above loads are in compliance with hydraulic excavator lift capacity standard ISO 10567:2007. They do not exceed 87% of hydraulic lifting capacity or 75% of tipping load. Weight of all lifting accessories must be deducted from the above lifting capacities. Lifting capacities are based on the machine standing on a firm, uniform supporting surface. The use of a work tool attachment point to handle/lift objects, could affect the machine lift performance.

Lift capacity stays with ±5% for all available track shoes.

Always refer to the appropriate Operation and Maintenance Manual for specific product information.

345 GC Hydraulic Excavator Specifications

Mass Boom Lift Capacities – Counterweight: 9.0 mt (19,842 lb) – without Bucket

3.0 m (9'10") 6.55 m (21'6")

M3.0UB

600 mm (24") Double Grouser, Triple Grouser, HD Triple Grouser Shoes

2740 mm (9.0 ft)

4040 mm (13.3 ft)

		3000 mm/120 in		4500 mm/180 in		6000 mm/240 in		7500 mm/300 in		9000 mm/360 in				mm in
7500 mm 300 in	kg lb							*8400	*8400			*7900 *17,500	*7900 *17,500	7570 300
6000 mm 240 in	kg lb							*9500 *20,750	9000 19,250			*7650 *16,900	7300 16,200	8450 330
4500 mm 180 in	kg lb			*15 250 *32,750	*15 250 *32,750	*11 850 *25,600	*11 850 *25,600	*10 050 *21,850	8650 18,600			*7750 *17,000	6400 14,100	9000 360
3000 mm 120 in	kg lb			*18 400 *39,500	17 550 37,850	*13 300 *28,700	11 500 24,800	*10 750 *23,300	8250 17,800	9200 19,800	6200 13,300	*8050 *17,700	5900 13,050	9270 370
1500 mm 60 in	kg lb			*20 000 *43,250	16 400 35,300	*14 350 *31,050	10 850 23,400	*11 300 *24,500	7900 17,000	9050 19,400	6050 12,950	8600 18,950	5750 12,650	9290 370
0 mm 0 in	kg lb			*19 850 *43,050	15 950 34,350	*14 700 *31,750	10 450 22,550	*11 500 *24,850	7650 16,450	8900	5900	8800 19,400	5850 12,900	9060 360
–1500 mm –60 in	kg lb	*15 000 *34,000	*15 000 *34,000	*18 550 *40,300	15 950 34,200	*14 150 *30,600	10 300 22,200	*11 050 *23,800	7550 16,250			*9150 *20,100	6300 13,900	8570 340
–3000 mm –120 in	kg lb	*20 700 *44,950	*20 700 *44,950	*16 250 *35,200	16 150 34,650	*12 600 *27,150	10 400 22,400	*9500 *20,200	7650 16,500			*8950 *19,700	7350 16,250	7750 310
–4500 mm –180 in	kg lb			*12 500 *26,700	*12 500 *26,700	*9450 *19,750	*9450 *19,750					*8250 *18,050	*8250 *18,050	6490 260

Mass Boom Lift Capacities – Counterweight: 9.0 mt (19,842 lb) – without Bucket

2.55 m (8'4") 6.55 m (21'6")

M2.55UB

700 mm (28") Triple Grouser Shoes

2740 mm (9.0 ft)

4040 mm (13.3 ft)

		3000 mm/120 in		4500 mm/180 in		6000 mm/240 in		7500 mm/300 in		9000 mm/360 in				mm in
7500 mm 300 in	kg lb							*8400	*8400			*7900 *17,500	*7900 *17,500	7570 300
6000 mm 240 in	kg lb							*9500 *20,750	8900 19,100			*7650 *16,900	7200 16,050	8450 330
4500 mm 180 in	kg lb			*15 250 *32,750	*15 250 *32,750	*11 850 *25,600	*11 850 *25,600	*10 050 *21,850	8600 18,450			*7750 *17,000	6350 14,000	9000 360
3000 mm 120 in	kg lb			*18 400 *39,500	17 400 37,500	*13 300 *28,700	11 400 24,600	*10 750 *23,300	8200 17,600	9150 19,600	6150 13,200	*8050 *17,700	5850 12,900	9270 370
1500 mm 60 in	kg lb			*20 000 *43,250	16 250 34,950	*14 350 *31,050	10 750 23,200	*11 300 *24,500	7800 16,850	8950 19,200	5950 12,800	8500 18,750	5700 12,500	9290 370
0 mm 0 in	kg lb			*19 850 *43,050	15 800 34,000	*14 700 *31,750	10 350 22,300	*11 500 24,750	7550 16,300	8800	5850	8750 19,200	5800 12,750	9060 360
–1500 mm –60 in	kg lb	*15 000 *34,000	*15 000 *34,000	*18 550 *40,300	15 800 33,900	*14 150 *30,600	10 200 22,000	*11 050 *23,800	7450 16,100			*9150 *20,100	6250 13,800	8570 340
–3000 mm –120 in	kg lb	*20 700 *44,950	*20 700 *44,950	*16 250 *35,200	16 000 34,350	*12 600 *27,150	10 300 22,200	*9500 *20,200	7550 16,350			*8950 *19,700	7250 16,100	7750 310
–4500 mm –180 in	kg lb			*12 500 *26,700	*12 500 *26,700	*9450 *19,750	*9450 *19,750					*8250 *18,050	*8250 *18,050	6490 260

* ISO 10567

*Indicates that the load is limited by hydraulic lifting capacity rather than tipping load. The above loads are in compliance with hydraulic excavator lift capacity standard ISO 10567:2007. They do not exceed 87% of hydraulic lifting capacity or 75% of tipping load. Weight of all lifting accessories must be deducted from the above lifting capacities. Lifting capacities are based on the machine standing on a firm, uniform supporting surface. The use of a work tool attachment point to handle/lift objects, could affect the machine lift performance.

Lift capacity stays with ±5% for all available track shoes.

Always refer to the appropriate Operation and Maintenance Manual for specific product information.

Mass Boom Lift Capacities – Counterweight: 9.0 mt (19,842 lb) – without Bucket

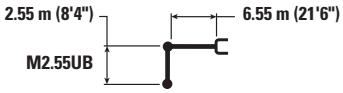

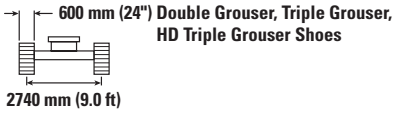

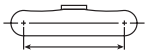

		3000 mm/120 in		4500 mm/180 in		6000 mm/240 in		7500 mm/300 in				mm in
7500 mm **300 in**	kg **lb**					 ***23,450**	 ***23,450**			*10 400 ***23,000**	10 100 **22,800**	7000 **280**
6000 mm **240 in**	kg **lb**					*11 300 ***24,550**	*11 300 ***24,550**	*10 150 ***22,200**	8900 **19,050**	*9950 ***22,000**	8050 **17,900**	7950 **310**
4500 mm **180 in**	kg **lb**			*16 500 ***35,450**	*16 500 ***35,450**	*12 550 ***27,100**	12 150 **26,200**	*10 600 ***23,000**	8600 **18,500**	*9800 ***21,600**	6950 **15,450**	8520 **340**
3000 mm **120 in**	kg **lb**			*19 450 ***41,850**	17 150 **37,000**	*13 850 ***29,950**	11 400 **24,600**	*11 150 ***24,200**	8250 **17,750**	9550 **21,050**	6450 **14,200**	8810 **350**
1500 mm **60 in**	kg **lb**			 ***36,200**	 **35,050**	*14 700 ***31,850**	10 850 **23,350**	*11 600 ***25,100**	7950 **17,050**	9350 **20,550**	6250 **13,800**	8830 **350**
0 mm **0 in**	kg **lb**			*19 450 ***42,350**	16 100 **34,600**	*14 750 ***31,950**	10 550 **22,700**	*11 550 ***25,000**	7750 **16,650**	9600 **21,200**	6400 **14,100**	8590 **340**
–1500 mm **–60 in**	kg **lb**	*15 050 ***34,350**	*15 050 ***34,350**	*17 800 ***38,750**	16 150 **34,700**	*13 900 ***30,100**	10 450 **22,550**	*10 800 ***23,250**	7700 **16,550**	*9650 ***21,300**	7000 **15,450**	8070 **320**
–3000 mm **–120 in**	kg **lb**	*18 000 ***39,300**	*18 000 ***39,300**	*15 200 ***32,900**	*15 200 ***32,900**	*11 950 ***25,700**	10 600 **22,900**			*9300 ***20,450**	8300 **18,450**	7190 **290**
–4500 mm **–180 in**	kg **lb**			*10 800	*10 800					*8100 ***18,300**	*8100 ***18,300**	5810 **220**

Mass Boom Lift Capacities – Counterweight: 9.0 mt (19,842 lb) – without Bucket

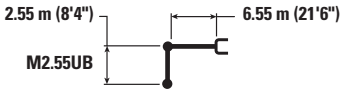

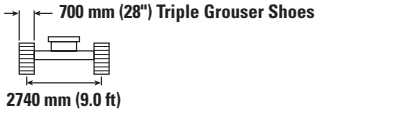

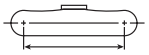

		3000 mm/120 in		4500 mm/180 in		6000 mm/240 in		7500 mm/300 in				mm in
7500 mm **300 in**	kg **lb**					 ***23,450**	 ***23,450**			*10 400 ***23,000**	10 000 **22,600**	7000 **280**
6000 mm **240 in**	kg **lb**					*11 300 ***24,550**	*11 300 ***24,550**	*10 150 ***22,200**	8800 **18,900**	*9950 ***22,000**	7950 **17,700**	7950 **310**
4500 mm **180 in**	kg **lb**			*16 500 ***35,450**	*16 500 ***35,450**	*12 550 ***27,100**	12 050 **25,950**	*10 600 ***23,000**	8550 **18,350**	*9800 ***21,600**	6900 **15,300**	8520 **340**
3000 mm **120 in**	kg **lb**			*19 450 ***41,850**	17 000 **36,700**	*13 850 ***29,950**	11 300 **24,400**	*11 150 ***24,200**	8150 **17,600**	9450 **20,850**	6400 **14,050**	8810 **350**
1500 mm **60 in**	kg **lb**			 ***36,200**	 **34,750**	*14 700 ***31,850**	10 750 **23,150**	*11 600 ***25,100**	7850 **16,900**	9250 **20,350**	6200 **13,650**	8830 **350**
0 mm **0 in**	kg **lb**			*19 450 ***42,350**	15 950 **34,250**	*14 750 ***31,950**	10 450 **22,450**	*11 550 **24,950**	7650 **16,450**	9550 **21,000**	6350 **14,000**	8590 **340**
–1500 mm **–60 in**	kg **lb**	*15 050 ***34,350**	*15 050 ***34,350**	*17 800 ***38,750**	16 000 **34,400**	*13 900 ***30,100**	10 350 **22,300**	*10 800 ***23,250**	7600 **16,400**	*9650 ***21,300**	6950 **15,300**	8070 **320**
–3000 mm **–120 in**	kg **lb**	*18 000 ***39,300**	*18 000 ***39,300**	*15 200 ***32,900**	*15 200 ***32,900**	*11 950 ***25,700**	10 500 **22,650**			*9300 ***20,450**	8250 **18,300**	7190 **290**
–4500 mm **–180 in**	kg **lb**			*10 800	*10 800					*8100 ***18,300**	*8100 ***18,300**	5810 **220**

* **ISO 10567**

* Indicates that the load is limited by hydraulic lifting capacity rather than tipping load. The above loads are in compliance with hydraulic excavator lift capacity standard ISO 10567:2007. They do not exceed 87% of hydraulic lifting capacity or 75% of tipping load. Weight of all lifting accessories must be deducted from the above lifting capacities. Lifting capacities are based on the machine standing on a firm, uniform supporting surface. The use of a work tool attachment point to handle/lift objects, could affect the machine lift performance.

Lift capacity stays with ±5% for all available track shoes.

Always refer to the appropriate Operation and Maintenance Manual for specific product information.

Bucket Specifications and Compatibility – SE Asia

		Width		Capacity		Weight		Fill	9.0 mt (19,842 lb) Counterweight			
									Reach Boom		Mass Boom	
	Linkage	mm	in	m^3	yd^3	kg	lb	%	R2.9 (9'6")	R3.35 (11'0")	M2.55 (8'4")	M3.0 (9'10")
Pin-On (No Quick Coupler)												
Heavy Duty (HD)	TB	1200	48	1.60	2.09	1852	4,083	100	●	●		
	TB	1350	54	1.87	2.44	1979	4,363	100	●	●		
	TB	1500	60	2.14	2.80	2143	4,724	100	⦿	⊖		
	TB	1650	66	2.41	3.15	2307	5,086	100	⊖	⊖		
	TB	1800	72	2.69	3.52	2437	5,373	100	○	○		
	TB	1850	73	2.69	3.52	2527	5,571	90	⊖	○		
Severe Duty (SD)	TB	1400	55	1.87	2.44	2170	4,783	90	●	●		
	TB	1550	61	2.14	2.80	2369	5,222	90	●	⦿		
	TB	1700	67	2.41	3.16	2509	5,531	90	⊖	⊖		
General Duty (GD)	UB	2000	79	3.60	4.71	2890	6,371	100			◇	◇
Heavy Duty (HD)	UB	1500	61	2.50	3.27	2455	5,411	100			⊖	⊖
	UB	1650	65	2.77	3.62	2573	5,672	100			⊖	○
	UB	1750	70	3.00	3.92	2670	5,885	90			⊖	○
	UB	1850	73	3.21	4.20	2758	6,079	90			○	◇
	UB	1950	77	3.43	4.48	2912	6,419	90			○	◇
Maximum load with pin-on (payload + bucket)								kg	6218	5789	6684	6029
								lb	13,708	12,763	14,736	13,292

The above loads are in compliance with hydraulic excavator standard EN474-5:2006+A3:2013, they do not exceed 87% of hydraulic lifting capacity or 75% of tipping capacity with front linkage fully extended at ground line with bucket curled.

Capacity based on ISO 7451:2007.

Bucket weight with Long tips.

Maximum Material Density:

- ● 2100 kg/m³ (3,500 lb/yd³)
- ⦿ 1800 kg/m³ (3,000 lb/yd³)
- ⊖ 1500 kg/m³ (2,500 lb/yd³)
- ○ 1200 kg/m³ (2,000 lb/yd³)
- ◇ 900 kg/m³ (1,500 lb/yd³)

Caterpillar recommends using appropriate work tools to maximize the value customers receive from our products. Use of work tools, including buckets, which are outside of Caterpillar's recommendations or specifications for weight, dimensions, flows, pressures, etc. may result in less-than-optimal performance, including but not limited to reductions in production, stability, reliability, and component durability. Improper use of a work tool resulting in sweeping, prying, twisting and/or catching of heavy loads will reduce the life of the boom and stick.

Bucket Specifications and Compatibility – Africa, Middle East and CIS

		Width		Capacity		Weight		Fill	9.0 mt (19,842 lb) Counterweight			
									Reach Boom		Mass Boom	
	Linkage	mm	in	m^3	yd^3	kg	lb	%	R2.9 (9'6")	R3.35 (11'0")	M2.55 (8'4")	M3.0 (9'10")
Pin-On (No Quick Coupler)												
Heavy Duty (HD)	TB	1350	54	1.87	2.44	1979	4,363	100	●	●		
	TB	1650	66	2.41	3.15	2220	4,894	100	⊖	⊖		
	TB	1850	72	2.60	3.40	2349	5,179	100	⊖	○		
	TB	1850	72	2.69	3.52	2349	5,179	100	⊖	○		
Severe Duty (SD)	TB	1400	55	1.87	2.44	2170	4,783	90	●	●		
	TB	1550	61	2.14	2.80	2246	4,952	90	●	⦿		
Severe Duty (SD) – V Edge	TB	1700	67	2.41	3.16	2479	5,464	91	⊖	⊖		
Extreme Duty (XD)	TB	1700	67	2.41	3.16	2722	6,000	93	⊖	○		
General Duty (GD)	UB	2000	79	3.60	4.71	2890	6,371	100			◇	◇
Heavy Duty (HD)	UB	1650	65	2.77	3.62	2573	5,672	100			⊖	○
	UB	1850	73	3.21	4.20	2758	6,079	90			○	◇
	UB	1950	77	3.43	4.48	2912	6,419	90			○	◇
Severe Duty (SD)	UB	1550	61	2.61	3.41	2658	5,859	90			⦿	⊖
	UB	1600	64	2.70	3.53	2725	6,007	90			⊖	○
	UB	1650	65	2.77	3.62	2738	6,035	90			⊖	○
	UB	1850	73	3.21	4.20	2972	6,552	90			○	◇
	UB	1950	77	3.43	4.48	3106	6,847	90			○	◇
Maximum load with pin-on (payload + bucket)								kg	6218	5789	6684	6029
								lb	13,708	12,763	14,736	13,292

The above loads are in compliance with hydraulic excavator standard EN474-5:2006+A3:2013, they do not exceed 87% of hydraulic lifting capacity or 75% of tipping capacity with front linkage fully extended at ground line with bucket curled.

Capacity based on ISO 7451:2007.

Bucket weight with Long tips.

Maximum Material Density:

- ● 2100 kg/m³ (3,500 lb/yd³)
- ⦿ 1800 kg/m³ (3,000 lb/yd³)
- ⊖ 1500 kg/m³ (2,500 lb/yd³)
- ○ 1200 kg/m³ (2,000 lb/yd³)
- ◇ 900 kg/m³ (1,500 lb/yd³)

Caterpillar recommends using appropriate work tools to maximize the value customers receive from our products. Use of work tools, including buckets, which are outside of Caterpillar's recommendations or specifications for weight, dimensions, flows, pressures, etc. may result in less-than-optimal performance, including but not limited to reductions in production, stability, reliability, and component durability. Improper use of a work tool resulting in sweeping, prying, twisting and/or catching of heavy loads will reduce the life of the boom and stick.

Attachments Offering Guide – SE Asia

PIN-ON ATTACHMENTS					
Counterweight		**9.0 mt (19,842 lb)**			
Boom Type		**Reach Boom**		**Mass Boom**	
Stick Size		**R2.9 (9'6")**	**R3.35 (11'0")**	**M2.55 (8'4")**	**M3.0 (9'10")**
Hydraulic Hammers	H160Es	✓	✓	✓	✓
	H180Es	✓	✓	✓	✓

Attachments Offering Guide – Africa, Middle East and CIS

PIN-ON ATTACHMENTS					
Counterweight		**9.0 mt (19,842 lb)**			
Boom Type		**Reach Boom**		**Mass Boom**	
Stick Size		**R2.9 (9'6")**	**R3.35 (11'0")**	**M2.55 (8'4")**	**M3.0 (9'10")**
Hydraulic Hammers	H160Es	✓	✓	✓	✓
	H180Es	✓	✓	✓	✓
Multi-Processors	MP332 CC Jaw	✓	✓		
	MP332 D Jaw	✓	✓		
	MP332 P Jaw	✓	✓		
	MP332 S Jaw	✓	✓		
	MP332 TS Jaw	✓	✓		
	MP332 U Jaw	✓	✓		
	MP345 CC Jaw	✓	✓	✓	✓
	MP345 D Jaw	✓	✓*	✓	✓
	MP345 P Jaw	✓	✓*	✓	✓*
	MP345 S Jaw	✓	✓	✓	✓
Pulverizers	P235	✓	✓	✓	✓
Crushers	P335	✓	✓	✓	✓
Demolition and Sorting Grapples	G330	✓	✓	✓	✓
Mobile Scrap and Demolition Shears	S3050	✓	✓*	✓	✓*
Clamshell Grapples	CTV30	✓	✓		
Rippers		✓	✓	✓	✓

*Working range front only.

Standard and Optional Equipment

Standard and optional equipment may vary. Consult your Cat dealer for details.

	Standard	Optional
ENGINE		
Cold start block heaters		✓
Two selectable modes: Power, Smart	✓	
Automatic engine speed control	✓	
2300 m (7,550 ft) altitude capability with no engine power de-rating	✓	
52° C (126° F) high-ambient cooling capacity	✓	
Hydraulic reverse fan		✓
–18° C (0° F) cold start capability	✓	
–32° C (–25° F) cold start capability		✓
Double element air filter with integrated precleaner	✓	
Remote disable (depending on region and VisionLink® subscription)	✓	
Biodiesel capability up to B20	✓	
HYDRAULIC SYSTEM		
Boom and stick regeneration circuit	✓	
Electronic main control valve	✓	
Automatic hydraulic oil warm up	✓	
Reverse swing damping valve	✓	
Automatic swing parking brake	✓	
High performance hydraulic return filter	✓	
Two speed travel	✓	
Bio hydraulic oil capability	✓	
Fine swing (depending on region)		✓
Combined two-way auxiliary circuit		✓
Combined two-way auxiliary circuit with hammer return filter		✓
UNDERCARRIAGE AND STRUCTURES		
Towing eye on base frame	✓	
9 mt (19,842 lb) counterweight	✓	
600 mm (24") triple grouser track shoes		✓
600 mm (24") HD triple grouser track shoes		✓
600 mm (24") double grouser track shoes		✓
700 mm (28") triple grouser track shoes		✓

	Standard	Optional
BOOMS AND STICKS		
6.9 m (22'8") Reach boom		✓
6.55 m (21'6") Mass boom		✓
2.9 m (9'6") Reach stick		✓
3.35 m (11'0") Reach stick		✓
2.55 m (8'4") Mass stick		✓
3.0 m (9'10") Mass stick		✓
ELECTRICAL SYSTEM		
Maintenance-free 1,000 CCA batteries (×2)	✓	
Maintenance-free 1,000 CCA batteries (×4) for –32° C (–25° F) cold start capability		✓
Centralized electrical disconnect switch	✓	
LED chassis light, LH boom lights, cab lights	✓	
CAT CONNECT TECHNOLOGY		
Cat Product Link™	✓	
SERVICE AND MAINTENANCE		
Grouped location of engine oil and fuel filters	✓	
Scheduled Oil Sampling (S·O·S℠) sampling ports	✓	
Electric refueling pump with automatic shutoff		✓
SAFETY AND SECURITY		
Caterpillar One Key security system	✓	
Lockable external tool/storage box	✓	
Lockable door, fuel, and hydraulic tank locks	✓	
Lockable fuel drain compartment	✓	
Service platform with anti-skid plate and recessed bolts	✓	
RH handrail and hand hold (ISO 2867:2011 compliant)	✓	
Standard visibility mirror package	✓	
Signaling/warning horn	✓	
Ground-level secondary engine shutoff switch	✓	
Rearview camera and right-hand-side mirror	✓	
Right-hand-side camera (depending on region)		✓
Travel alarm		✓

345 GC Attachments

Dealer Installed Kit and Attachments

Attachments may vary. Consult your Cat dealer for details.

CAB
- Lower radial wiper
- Polycarbonate hatch
- LH/RH electrical pedal for tool control

SAFETY AND SECURITY
- Bluetooth® receiver
- Bluetooth key fob

GUARDS
- Falling object guard system
- Mesh guard full front
- Mesh guard lower half front
- Full protecting vandalism guard

345 GC Cab

Cab

	Comfort
ROPS, standard sound suppression	●
High-resolution 203 mm (8 in) LCD touchscreen monitor	●
Automatic bi-level air conditioner	●
Jog dial and shortcut keys for monitor control	●
Keyless push-to-start engine control	●
Height-adjustable console, three steps with tool	●
Mechanically adjustable seat suspension	●
51 mm (2 in) seat belt	●
Fixed left-side console	●
Bluetooth integrated radio with USB ports	●
12V DC outlets (×2)	●
Document storage	●
Cup and bottle holders	●
Openable two-piece front window	●
Upper radial wiper with 70/30 with washer	●
Openable steel hatch	●
LED dome and lower interior lights	●
Roller front sunscreen	●

● Standard

For more complete information on Cat products, dealer services, and industry solutions, visit us on the web at www.cat.com

© 2018 Caterpillar
All rights reserved

Materials and specifications are subject to change without notice. Featured machines in photos may include additional equipment. See your Cat dealer for available options.

CAT, CATERPILLAR, LET'S DO THE WORK, their respective logos, "Caterpillar Yellow", the "Power Edge" trade dress as well as corporate and product identity used herein, are trademarks of Caterpillar and may not be used without permission.

VisionLink is a trademark of Trimble Navigation Limited, registered in the United States and in other countries.

AEXQ2488 (12-2018)
Build Number: 07A
(Afr-ME, CIS, SE Asia)