

PRICING SHEET

Available Pending Sold

BUILDING 1

BUILDING	UNIT	UNIT FOOTPRINT (SF)	MEZZ AREA (SF)	TOTAL SALEABLE AREA (SF)	PARKING STALLS	LOADING	RETAIL PRICING (ROUNDED UP)
1	1	2,821	1,144	Sold 3,965	4	1 x G	
1	2	2,065	838	Sold 2,903	3	1 x G	
1	3	2,065	838	Sold 2,903	3	1 x G	
1	4	2,065	838	Sold 2,903	3	1 x G	
1	5	2,065	838		3	1 x G	\$1,367,000
1	6	2,065	838		3	1 x G	\$1,367,000
1	7	2,065	838		3	1 x G	\$1,367,000
1	8	2,065	838	Sold 2,903	3	1 x G	
1	9	2,065	838	Sold 2,903	3	1 x G	
1	10	2,065	838		3	1 x G	\$1,367,000
1	11	2,065	838	Sold 2,903	3	1 x G	
1	12	2,144	1,416		4	1 x G	\$1,698,000
TOTAL	12	25,615	10,940	36,555	38		

BUILDING 2

BUILDING	UNIT	UNIT FOOTPRINT (SF)	MEZZ AREA (SF)	TOTAL SALEABLE AREA (SF)	PARKING STALLS	LOADING	RETAIL PRICING (ROUNDED UP)
2	1	2,821	1,144	Sold 3,965	4	1 x G	
2	2	2,065	838	Sold 2,903	3	1 x G	
2	3	2,065	838		3	1 x G	\$1,279,000
2	4	2,065	838		3	1 x G	\$1,279,000
2	5	2,065	838		3	1 x G	\$1,279,000
2	6	2,065	838		3	1 x G	\$1,279,000
2	7	2,065	838		3	1 x G	\$1,279,000
2	8	2,065	838	Sold 2,903	3	1 x G	
2	9	2,065	838		3	1 x G	\$1,279,000
2	10	2,065	838		3	1 x G	\$1,279,000
2	11	2,065	838		3	1 x G	\$1,289,000
2	12	2,649	1,144	Sold 3,793	4	1 x G	
TOTAL	12	26,120	10,668	36,788	38		

BUILDING 3

BUILDING	UNIT	UNIT FOOTPRINT (SF)	MEZZ AREA (SF)	TOTAL SALEABLE AREA (SF)	PARKING STALLS	LOADING
3	1	6,425	1,911	Sold 8,336	8	2 x G
3	2	13,516	3,592	Sold 17,108	17	1 x G, 2 x D
3	3	7,151	1,773	Sold 8,924	9	1 x G, 1 x D
3	4	7,732	1,931	Sold 9,663	10	1 x G, 1 x D
3	5	8,313	2,064	Sold 10,377	10	1 x G, 1 x D
3	6	8,895	2,203	Sold 11,098	11	1 x G, 1 x D
3	7	9,229	2,332	Sold 11,561	12	1 x G, 1 x D
TOTAL	7	61,261	15,788	77,049	77	

TOTAL UNITS: 31 | PARKING STALLS ALLOCATED: 153

wildcatindustrialcolwood.com



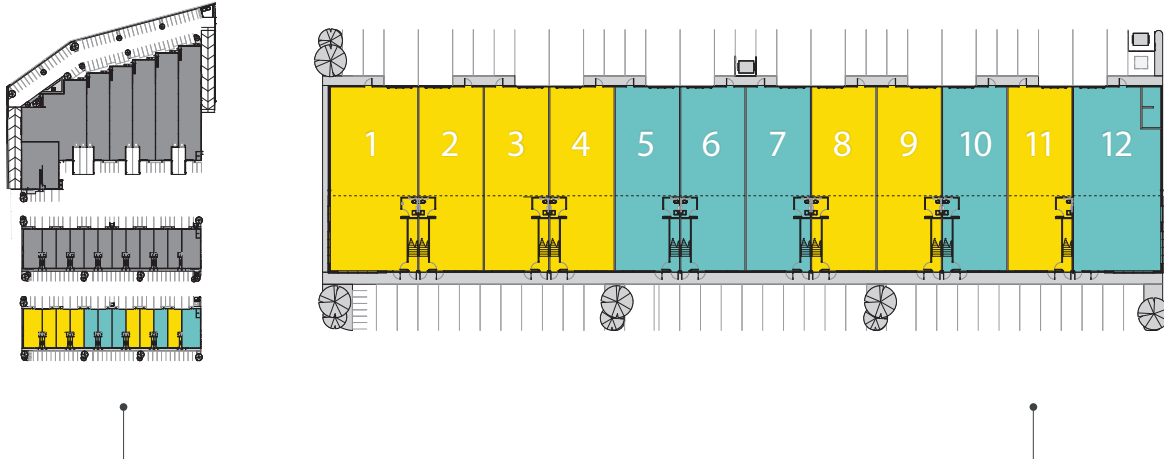
This document has been prepared by Colliers for advertising and general information only. Colliers makes no guarantees, representations or warranties of any kind, expressed or implied, regarding the information including, but not limited to, warranties of content, accuracy and reliability. Any interested party should undertake their own inquiries as to the accuracy of the information. Colliers excludes unequivocally all inferred or implied terms, conditions and warranties arising out of this document and excludes all liability for loss and damages arising there from. This publication is the copyrighted property of Colliers and/or its licensor(s). Copyright © 10.10.23 Colliers Macaulay Nicolls Inc. All rights reserved. This communication is not intended to cause or induce breach of an existing listing agreement.

WILDCAT INDUSTRIAL

AT ALLANDALE DISTRICT

BUILDING ONE

Available Sold



BUILDING 1

BUILDING	UNIT	UNIT FOOTPRINT (SF)	MEZZ AREA (SF)	TOTAL SALEABLE AREA (SF)	PARKING STALLS	LOADING	RETAIL PRICING (ROUNDED UP)
1	1	2,821	1,144	Sold 3,965	4	1 x G	
1	2	2,065	838	Sold 2,903	3	1 x G	
1	3	2,065	838	Sold 2,903	3	1 x G	
1	4	2,065	838	Sold 2,903	3	1 x G	
1	5	2,065	838	2,903	3	1 x G	\$1,367,000
1	6	2,065	838	2,903	3	1 x G	\$1,367,000
1	7	2,065	838	2,903	3	1 x G	\$1,367,000
1	8	2,065	838	Sold 2,903	3	1 x G	
1	9	2,065	838	Sold 2,903	3	1 x G	
1	10	2,065	838	2,903	3	1 x G	\$1,367,000
1	11	2,065	838	Sold 2,903	3	1 x G	
1	12	2,144	1,416	3,560	4	1 x G	\$1,698,000
TOTAL	12	25,615	10,940	36,555	38		

TOTAL UNITS: 12 | PARKING STALLS ALLOCATED: 38

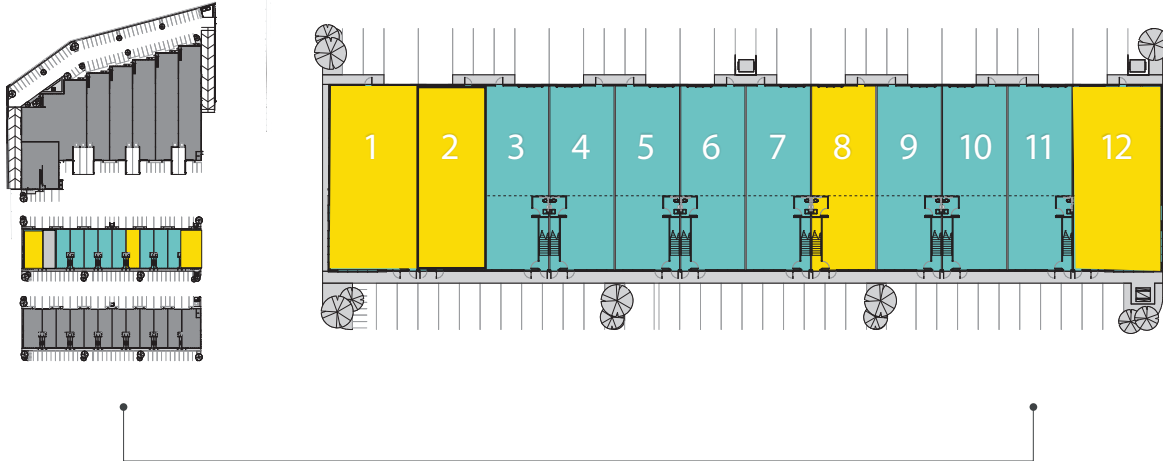
wildcatindustrialcolwood.com

This document has been prepared by Colliers for advertising and general information only. Colliers makes no guarantees, representations or warranties of any kind, expressed or implied, regarding the information including, but not limited to, warranties of content, accuracy and reliability. Any interested party should undertake their own inquiries as to the accuracy of the information. Colliers excludes unequivocally all inferred or implied terms, conditions and warranties arising out of this document and excludes all liability for loss and damages arising there from. This publication is the copyrighted property of Colliers and/or its licensor(s). Copyright © 10.10.23 Colliers Macaulay Nicolls Inc. All rights reserved. This communication is not intended to cause or induce breach of an existing listing agreement.



BUILDING TWO

Available Pending Sold



BUILDING 2

BUILDING	UNIT	UNIT FOOTPRINT (SF)	MEZZ AREA (SF)	TOTAL SALEABLE AREA (SF)	PARKING STALLS	LOADING	RETAIL PRICING (ROUNDED UP)
2	1	2,821	1,144	3,965	4	1 x G	
2	2	2,065	838	2,903	3	1 x G	
2	3	2,065	838	2,903	3	1 x G	\$1,279,000
2	4	2,065	838	2,903	3	1 x G	\$1,279,000
2	5	2,065	838	2,903	3	1 x G	\$1,279,000
2	6	2,065	838	2,903	3	1 x G	\$1,279,000
2	7	2,065	838	2,903	3	1 x G	\$1,279,000
2	8	2,065	838	2,903	3	1 x G	
2	9	2,065	838	2,903	3	1 x G	\$1,279,000
2	10	2,065	838	2,903	3	1 x G	\$1,279,000
2	11	2,065	838	2,903	3	1 x G	\$1,289,000
2	12	2,649	1,144	3,793	4	1 x G	
TOTAL	12	26,120	10,668	36,788	38		

TOTAL UNITS: 12 | PARKING STALLS ALLOCATED: 38

wildcatindustrialcolwood.com

This document has been prepared by Colliers for advertising and general information only. Colliers makes no guarantees, representations or warranties of any kind, expressed or implied, regarding the information including, but not limited to, warranties of content, accuracy and reliability. Any interested party should undertake their own inquiries as to the accuracy of the information. Colliers excludes unequivocally all inferred or implied terms, conditions and warranties arising out of this document and excludes all liability for loss and damages arising there from. This publication is the copyrighted property of Colliers and/or its licensor(s). Copyright © 10.10.23 Colliers Macaulay Nicolls Inc. All rights reserved. This communication is not intended to cause or induce breach of an existing listing agreement.



BUILDING THREE

Available Sold



BUILDING 3

BUILDING	UNIT	UNIT FOOTPRINT (SF)	MEZZ AREA (SF)	TOTAL SALEABLE AREA (SF)	PARKING STALLS	LOADING
3	1	6,425	1,911	Sold 8,336	8	2 x G
3	2	13,516	3,592	Sold 17,108	17	1 x G, 2 x D
3	3	7,151	1,773	Sold 8,924	9	1 x G, 1 x D
3	4	7,732	1,931	Sold 9,645	10	1 x G, 1 x D
3	5	8,313	2,064	Sold 10,377	10	1 x G, 1 x D
3	6	8,895	2,203	Sold 11,098	11	1 x G, 1 x D
3	7	9,229	2,332	Sold 11,561	12	1 x G, 1 x D
TOTAL	7	61,261	15,788	77,049	77	

TOTAL UNITS: 7 | PARKING STALLS ALLOCATED: 77

wildcatindustrialcolwood.com

This document has been prepared by Colliers for advertising and general information only. Colliers makes no guarantees, representations or warranties of any kind, expressed or implied, regarding the information including, but not limited to, warranties of content, accuracy and reliability. Any interested party should undertake their own inquiries as to the accuracy of the information. Colliers excludes unequivocally all inferred or implied terms, conditions and warranties arising out of this document and excludes all liability for loss and damages arising there from. This publication is the copyrighted property of Colliers and/or its licensor(s). Copyright © 10.10.23 Colliers Macaulay Nicolls Inc. All rights reserved. This communication is not intended to cause or induce breach of an existing listing agreement.

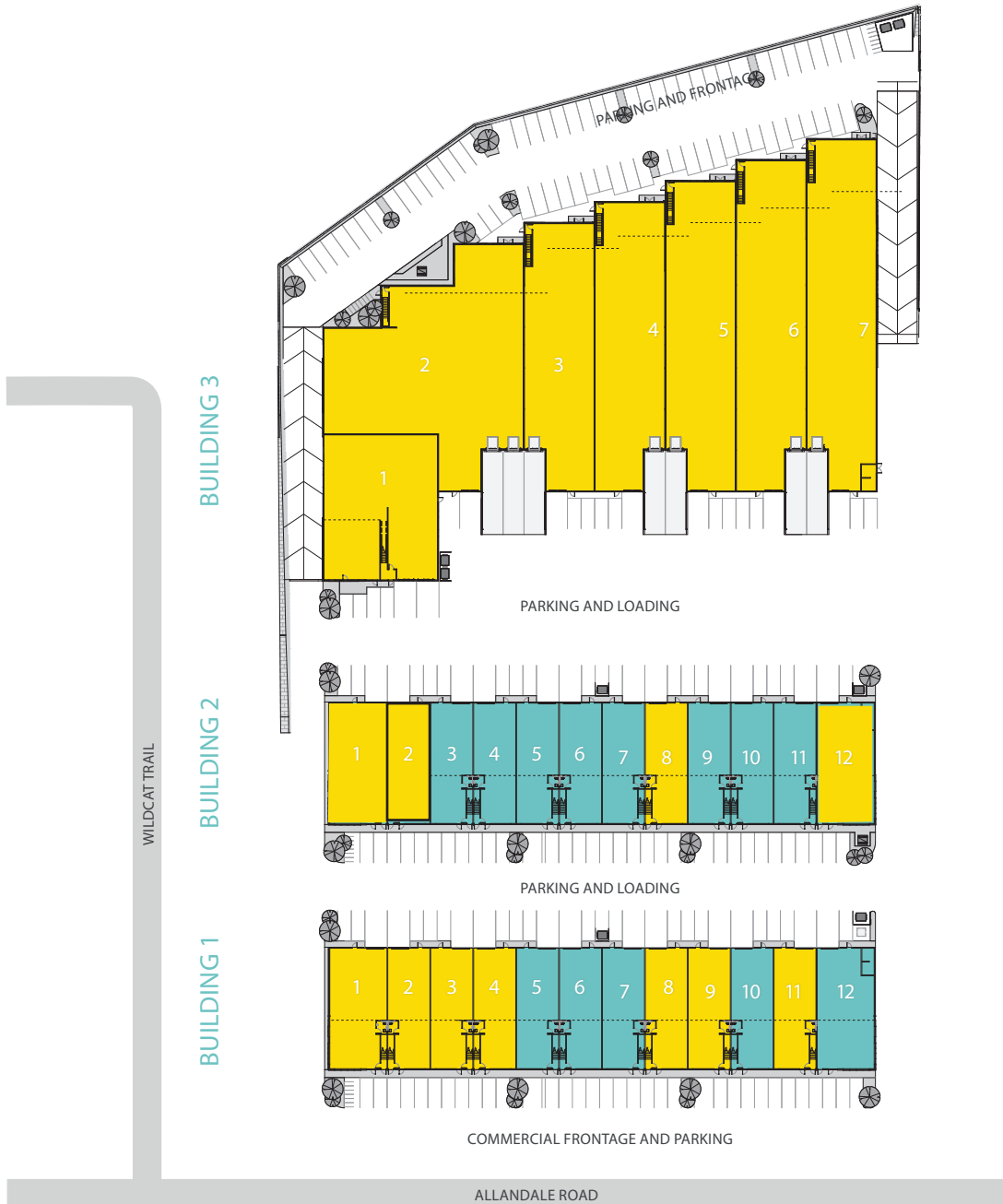


WILDCAT INDUSTRIAL

AT ALLANDALE DISTRICT

SITE PLAN

Available Pending Sold



wildcatindustrialcolwood.com

This document has been prepared by Colliers for advertising and general information only. Colliers makes no guarantees, representations or warranties of any kind, expressed or implied, regarding the information including, but not limited to, warranties of content, accuracy and reliability. Any interested party should undertake their own inquiries as to the accuracy of the information. Colliers excludes unequivocally all inferred or implied terms, conditions and warranties arising out of this document and excludes all liability for loss and damages arising there from. This publication is the copyrighted property of Colliers and/or its licensor(s). Copyright © 10.10.23 Colliers Macaulay Nicolls Inc. All rights reserved. This communication is not intended to cause or induce breach of an existing listing agreement.

